

Evelyn Witch General Trust

Annual Report

for the year ended 15 July 2024

Contents

Page

Report of the Manager	2
Statement of the Manager's responsibilities	4
Assessment of Value - Evelyn Witch General Trust	5
Report of the Trustee to the unitholders of Evelyn Witch General Trust	9
Independent Auditor's report to the unitholders of Evelyn Witch General Trust	10
Accounting policies of Evelyn Witch General Trust	13
Investment Manager's report	16
Summary of portfolio changes	18
Portfolio statement	19
Risk and reward profile	23
Comparative table	24
Financial statements:	
Statement of total return	25
Statement of change in net assets attributable to unitholders	25
Balance sheet	26
Notes to the financial statements	27
Distribution table	36
Remuneration	37
Further information	39
Appointments	40

Evelyn Witch General Trust Report of the Manager

Evelyn Partners Fund Solutions Limited, as Manager, presents herewith the Annual Report for Evelyn Witch General Trust for the year ended 15 July 2024.

Evelyn Witch General Trust ('the Trust' or 'the Fund') is an authorised unit trust scheme further to an authorisation order dated 24 January 1997 and is a UCITS scheme complying with the investment and borrowing powers rules in the Collective Investment Schemes sourcebook ('COLL'), as published by the Financial Conduct Authority ('FCA').

The Manager is of the opinion that it is appropriate to continue to adopt the going concern basis in the preparation of the accounts as the assets of the Fund consist predominantly of securities which are readily realisable and, accordingly, the Fund has adequate financial resources to continue in operational existence for the foreseeable future. Further, appropriate accounting policies, consistently applied and supported by reasonable and prudent judgements and estimates, have been used in the preparation of these accounts and applicable accounting standards have been followed.

The Financial Stability Board ('FSB') created the Task Force on Climate-related Financial Disclosures ('TCFD') to improve and increase reporting of climate-related financial information. EPFL have produced TCFD reports in compliance with the FCA's rules on climate-related financial disclosures. The TCFD Product report is designed to help you understand the impact the Fund has on the climate and equally how climate change could influence the performance of the Fund. The report will also give you the ability to compare a range of climate metrics with other funds. To understand the governance, strategy, and risk management that EPFL has in place to manage the risks and opportunities related to climate change, please refer to the TCFD Entity report. These reports are available on our website <https://www.evelyn.com/services/fund-solutions/tcf-reporting/>.

The Trust Deed can be inspected at the offices of the Manager.

Copies of the Prospectus and Key Investor Information Document ('KIID') are available on request free of charge from the Manager.

Investment objective and policy

The objective of the Trust is to achieve long-term growth of capital through investment in UK and international financial markets.

The Investment Manager may invest in transferable securities, including warrants, in UK and other exchanges as well as collective investment schemes, money market instruments, deposits and cash and near cash.

The Investment Manager's policy, in order to achieve the Trust's objective, will be to invest in established companies in sectors where the Investment Manager believes there to be good prospects for above average growth.

The Investment Manager's investment policy will be to invest primarily in UK and international companies, both directly and indirectly, but also in fixed interest securities, selecting companies that can take advantage of economic opportunities worldwide. Whilst a proportion of the Trust will be invested in 'Blue Chip' established companies, from time to time there may be an investment in smaller companies, special situations and sometimes somewhat more risky companies and new issues. In addition, the Investment Manager may, from time to time invest in the world bond markets. As the Trust is designed for professional investors, the risks taken may be higher than would be appropriate for smaller investors.

The Investment Manager's investment policy may mean that at times it may be appropriate for the Trust not to be fully invested but to hold cash or near cash. In the light of extreme market conditions, the Investment Manager may raise or reduce the liquidity of the Trust from normal working levels.

The Investment Manager may hedge transactions against price or currency fluctuations by back-to-back foreign currency borrowings against sterling or by suitable transactions permitted for hedging. The extent will depend upon the circumstances. The Investment Manager does not envisage that they will enter into hedging transactions to a major extent.

Report of the Manager (continued)

Changes affecting the Fund in the year

There were no fundamental or significant changes to the Fund in the year.

Further information in relation to the Fund is illustrated on page 39.

In accordance with the requirements of the Financial Conduct Authority's Collective Investment Schemes sourcebook, we hereby certify the Annual Report on behalf of the Manager, Evelyn Partners Fund Solutions Limited.

Neil Coxhead
Directors
Evelyn Partners Fund Solutions Limited
10 October 2024

Brian McLean

Statement of the Manager's responsibilities

The Collective Investment Schemes sourcebook ('COLL') published by the FCA, requires the Manager to prepare financial statements for each annual accounting period which give a true and fair view of the financial position of the Trust and of the net revenue and net capital gains on the scheme property of the Trust for the year.

In preparing the financial statements the Manager is responsible for:

- selecting suitable accounting policies and then applying them consistently;
- making judgements and estimates that are reasonable and prudent;
- following UK accounting standards, including FRS 102 The Financial Reporting Standard applicable in the UK and Republic of Ireland;
- complying with the disclosure requirements of the Statement of Recommended Practice for the Financial Statements of UK Authorised Funds ('the SORP') issued by The Investment Association in May 2014 and amended in June 2017;
- keeping proper accounting records which enable it to demonstrate that the financial statements as prepared comply with the above requirements;
- assessing the Trust's ability to continue as a going concern, disclosing, as applicable, matters related to going concern;
- using the going concern basis of accounting unless they either intend to liquidate the Trust or to cease operations, or have no realistic alternative but to do so;
- such internal control as they determine is necessary to enable the preparation of financial statements that are free from material misstatement, whether due to fraud or error;
- taking reasonable steps for the prevention and detection of fraud and irregularities; and
- the maintenance and integrity of the Trust's information on the Manager's website. Legislation in the UK governing the preparation and dissemination of financial statements may differ from legislation in other jurisdictions.









COLL also requires the Manager to carry out an Assessment of Value on the Trust and publish this assessment within the Annual Report.

The Manager is responsible for the management of the Trust in accordance with the Trust Deed, the Prospectus and COLL.




Assessment of Value - Evelyn Witch General Trust

In line with the provisions contained within COLL 6.6.20R, the Board of Evelyn Partners Fund Solutions Limited ('EPFL') as Authorised Fund Manager ('AFM'), has carried out an Assessment of Value for Evelyn Witch General Trust ('the Trust'). Furthermore, the rules require that EPFL publishes these assessments.

A high-level summary of the outcome of EPFL's rigorous review of the Trust for the year ended 15 July 2024, using the seven criteria set by the FCA is set out below:

1. Quality of Service	
2. Performance	
3. AFM Costs	
4. Economies of Scale	
5. Comparable Market Rates	
6. Comparable Services	
7. Classes of Units	
Overall Rating	

EPFL has adopted a traffic light system to show how it rated the Trust:

-  On balance, the Board believes the Trust has delivered value to unitholders, with no material issues noted.
-  On balance, the Board believes the Trust has delivered value to unitholders, but may require some action.
-  On balance, the Board believes the Trust has not delivered value to unitholders and significant remedial action is now planned by the Board.

How EPFL assessed each of the seven criteria and the rating arrived at are discussed in greater detail on the following pages.

EPFL has created an Assessment of Value Committee ('AVC'), for the review, challenge and approval of all funds' Assessments of Value. Ultimately the assessments will be subject to scrutiny by the Board (which includes independent directors) to ensure the outcomes of the assessments are clear and fair, before final sign-off by the chair of the Board prior to communicating to investors if the Trust has delivered value, and if not, where improvements need to be made.

In carrying out the assessment, the EPFL AVC has separately considered the following seven criteria stipulated by the FCA. The Committee may also have considered other issues where it was deemed appropriate.

EPFL believes the Assessment of Value can make it easier for investors to both evaluate whether the Trust is providing them with value for money and make more informed decisions when choosing investments.

The seven criteria are:

- (1) Quality of service – the quality of every aspect of the service provided, including, for example, accounting, administration, customer services and communications;
- (2) Performance – how the Trust performed, including whether it met targets and objectives, kept to relevant policy, followed relevant principles, kept to reasonable timescales;
- (3) AFM costs – the fairness and value of the Trust's costs, including entry and exit fees, early redemption fees, administration charges;
- (4) Economies of scale – how costs have been or can be reduced as a result of increased assets-under-management ('AUM'), and whether or not those savings have been passed on to investors;
- (5) Comparable market rates – how the costs of the Trust compare with others in the marketplace;
- (6) Comparable services – how the charges applied to the Trust compare with those of other funds administered by EPFL;
- (7) Classes of units – the appropriateness of the classes of units in the Trust for investors.

Assessment of Value - Evelyn Witch General Trust (continued)

1. Quality of Service

What was assessed in this section?

Internal Factors

EPFL, as AFM, has overall responsibility for the Trust. The Board assessed, amongst other things: the day-to-day administration of the Trust; the maintenance of scheme documentation (such as prospectuses and key investor information documents ('KIIDs')); the pricing and valuation of units; the calculation of income and distribution payments; the maintenance of accounting and other records; the preparation of annual audited and half-yearly Report & Accounts; the review of tax provisions and submission of tax computations to HMRC; the dealing and settlement arrangements and the quality of marketing material sent to unitholders. EPFL delegates the Investment Management of the Trust to an Investment Management firm.

The Board reviewed information provided by EPFL's control functions on the adequacy of its internal services, including governance, operations and monitoring. Elements important to the investor experience such as the timely payment of settlement and distribution monies were also reviewed. Over the past year, EPFL has been audited by internal and external auditors, the Trustee and various EPFL delegated Investment Managers.

External Factors

The Board assessed the delegate's skills, processes and experience. Also considered were any results from service review meetings as well as the annual due diligence performed by EPFL on the delegated investment manager, Evelyn Partners Investment Management LLP ('EPIM'), where consideration was given to, amongst other things, the delegate's controls around the Trust's liquidity management.

The Board also considered the nature, extent and quality of administrative and unitholder services performed under separate agreements covering trustee services, custody, as well as services provided with regard to both audit and legal functions.

What was the outcome of the assessment?

Internal Factors

The Board recognised that all distribution and settlement monies were paid in a timely manner and that there were no significant findings as a result of the various audits performed on EPFL during the year. In addition, EPFL has performed its own independent analysis, using automated systems, of the Trust's liquidity. The Board concluded that EPFL had carried out its duties diligently.

External Factors

The Board concluded that the nature, extent and quality of the services provided by the external parties have benefitted and should continue to benefit the Trust and its unitholders.

Were there any follow up actions?

There were no follow-up actions.

2. Performance

What was assessed in this section?

The Board reviewed the performance of the Trust, after the deduction of all payments out of the scheme property as set out in the Prospectus. Performance, against the benchmark, was considered over appropriate timescales having regard to the Trust's investment objective, policy and strategy. The Board also considered whether an appropriate level of market risk has been taken.

Investment Objective

The objective of the Trust is to achieve long-term growth of capital through investment in UK and international financial markets.

Benchmark

As AFM, EPFL is required to explain in a fund's scheme documentation why a benchmark is being used or alternatively explain how investors should assess performance of a fund in the absence of a benchmark.

Assessment of Value - Evelyn Witch General Trust (continued)

2. Performance (continued)

Benchmark (continued)

The benchmark for the Trust is the MSCI PIMFA Private Investor Growth Index, which is comparator. A 'comparator' benchmark is an index or similar factor against which an investment manager invites investors to compare a fund's performance. Details of how the Trust had performed against its comparator benchmark over various timescales can be found below.

Cumulative Performance as at 30.06.2024 (%)

	Currency	1 year	3 year	5 year
MSCI PIMFA Private Investor Growth Index	GBX	15.97	21.03	41.12
Evelyn Witch General Trust	GBP	19.77	8.20	32.92

Data provided by FE Fundinfo. Care has been taken to ensure that the information is correct but FE Fundinfo neither warrants, represents nor guarantees the contents of the information, nor does FE Fundinfo accept any responsibility for errors, inaccuracies, omissions or any inconsistencies herein.

Performance is calculated net of fees. Past performance is not a guide to future performance.

What was the outcome of the assessment?

The Board assessed the performance of the Trust over its minimum recommended holding period of five years and observed that it has underperformed its comparator benchmark, the MSCI PIMFA Private Investor Growth Index. As a result, an amber rating has been given.

Consideration was given to the risk metrics associated with the Trust which focused on, amongst other things, volatility and risk adjusted returns where EPFL were comfortable that the outcomes were in line with the Trust's performance.

The Board found that the Trust is investing in the asset classes permitted by the investment policy and that there have been no breaches of the policy in the last 12 months.

Were there any follow up actions?

EPFL will continue to monitor performance through its normal oversight process, at least bi-annually.

3. AFM Costs

What was assessed in this section?

The Board reviewed each separate charge to ensure that they were reasonable and reflected the services provided. This included the annual management charge ('AMC'), Trustee/Custodian fees and audit fee. The AMC includes the Manager's periodic charge and the Investment Manager's fee.

The charges should be transparent and understandable to the investor, with no hidden costs.

What was the outcome of the assessment?

The Board received and considered information about each of the Trust's costs, and concluded that they were fair, reasonable and were provided on a competitive basis.

Were there any follow up actions?

There were no follow-up actions required.

4. Economies of Scale

What was assessed in this section?

The Board reviewed each separate fee structure and the AUM of the Trust to examine the effect on the Trust to potential and existing investors should it increase or decrease in value.

What was the outcome of the assessment?

The Board noted that the AMC is on a tier, meaning there are opportunities for savings going forward should the Fund grow in size.

The ancillary charges¹ of the Trust represent 17 basis points². Some of these costs are fixed and as the Trust grows in size, may result in a small reduction in the basis point cost of these services.

Were there any follow up actions?

There were no follow-up actions required.

¹ Ancillary charge is any charge paid directly out of the Trust in addition to the AMC, e.g., Auditor, Custodian or Trustee fees.

² One basis point is equal to 1/100th of 1% or 0.01%. Figure calculated at interim report, 15 January 2024.

Assessment of Value - Evelyn Witch General Trust (continued)

5. Comparable Market Rates

What was assessed in this section?

The Board reviewed the ongoing charges figure ('OCF') of the Trust, and how those charges affect the returns of the Trust.

The OCF of the Trust was compared against the 'market rate' of similar external funds.

What was the outcome of the assessment?

The OCF of 1.24%³ compared favourably with those of similar externally managed funds. There has been a reduction in the OCF from the Assessment of Value in 2023 as a result of the OCF being calculated using IA guidance released in November 2023, concerning the removal of the underlying costs associated with holding closed ended funds.

Note that EPFL has not charged an entry fee, exit fee or any other event-based fees on this Trust.

Were there any follow up actions?

There were no follow-up actions required.

6. Comparable Services

What was assessed in this section?

The Board compared the Investment Manager's fee with those of other funds administered by EPFL having regard to size, investment objectives and policies.

What was the outcome of the assessment?

The Investment Manager's fee was cheaper than other EPFL administered funds displaying similar characteristics.

Were there any follow up actions?

There were no follow-up actions required.

7. Classes of Units

What was assessed in this section?

The Board reviewed the Trust's set-up to ensure that where there are multiple unit classes, unitholders are in the correct unit class given the size of their holding.

What was the outcome of the assessment?

There is only one unit class in the Trust, therefore this part of the assessment does not apply.

Were there any follow up actions?

There were no follow-up actions required.

Overall Assessment of Value

Notwithstanding the matter referenced in Section 2, the Board concluded that the Trust had provided value to investors.

Dean Buckley

Chairman of the Board of Evelyn Partners Fund Solutions Limited

24 September 2024

On reviewing this Assessment of Value report, we would welcome invaluable feedback from investors via our short questionnaire which can be found online:

<https://www.evelyn.com/services/fund-solutions/assessment-of-value/>

Investors' views are invaluable to the development and delivery of this report.

Should you be unable to access the questionnaire online please contact us directly on 0141 222 1151 and we will provide you with a paper copy of the questionnaire.

³ At the interim reporting period 15 January 2024.

Report of the Trustee to the unitholders of Evelyn Witch General Trust

Trustee's responsibilities

The Trustee must ensure that the Fund is managed in accordance with the Financial Conduct Authority's Collective Investment Schemes sourcebook, the Financial Services and Markets Act 2000, as amended, (together 'the Regulations'), the Trust Deed and Prospectus (together 'the Scheme documents') as detailed below.

The Trustee must in the context of its role act honestly, fairly, professionally, independently and in the interests of the Fund and its investors.

The Trustee is responsible for the safekeeping of all custodial assets and maintaining a record of all other assets of the Fund in accordance with the Regulations.

The Trustee must ensure that:

- the Fund's cash flows are properly monitored and that cash of the Fund is booked into the cash accounts in accordance with the Regulations;
- the sale, issue, redemption and cancellation of units are carried out in accordance with the Regulations;
- the value of units of the Fund are calculated in accordance with the Regulations;
- any consideration relating to transactions in the Fund's assets is remitted to the Fund within the usual time limits;
- the Fund's revenue is applied in accordance with the Regulations; and
- the instructions of the Manager are carried out (unless they conflict with the Regulations).

The Trustee also has a duty to take reasonable care to ensure that the Fund is managed in accordance with the Regulations and the Scheme documents in relation to the investment and borrowing powers applicable to the Fund.

Having carried out such procedures as we consider necessary to discharge our responsibilities as Trustee of the Fund, it is our opinion, based on the information available to us and the explanations provided, that in all material respects the Fund, acting through the Manager:

- (i) has carried out the issue, sale, redemption and cancellation, and calculation of the price of the Fund's units and the application of the Fund's revenue in accordance with the Regulations and the Scheme documents of the Fund; and
- (ii) has observed the investment and borrowing powers and restrictions applicable to the Fund.

NatWest Trustee and Depositary Services Limited

10 October 2024

Independent Auditor's report to the unitholders of Evelyn Witch General Trust

Opinion

We have audited the financial statements of Evelyn Witch General Trust (the 'Trust') for the year ended 15 July 2024, which comprise the Statement of total return, Statement of change in net assets attributable to unitholders, Balance sheet, the related Notes to the financial statements, including significant accounting policies and the Distribution table. The financial reporting framework that has been applied in their preparation is applicable law and United Kingdom Accounting Standards, including Financial Reporting Standard 102 *The Financial Reporting Standard applicable in the UK and Republic of Ireland* (United Kingdom Generally Accepted Accounting Practice).

In our opinion the financial statements:

- Give a true and fair view of the financial position of the Trust as at 15 July 2024 and of the net revenue and the net capital gains on the scheme property of the Trust for the year then ended;
- Have been properly prepared in accordance with United Kingdom Generally Accepted Accounting Practice; and
- Have been prepared in accordance with the Investment Association Statement of Recommended Practice for Authorised Funds, the rules of the Collective Investment Schemes sourcebook (COLL Rules) of the Financial Conduct Authority and the Trust Deed.

Basis for Opinion

We conducted our audit in accordance with International Standards on Auditing (UK) (ISAs (UK)) and applicable law. Our responsibilities under those standards are further described in the Auditor responsibilities for the audit of the financial statements section of our report. We are independent of the Trust in accordance with the ethical requirements that are relevant to our audit of the financial statements in the UK, including the FRC's Ethical Standard, and we have fulfilled our other ethical responsibilities in accordance with these requirements. We believe that the audit evidence we have obtained is sufficient and appropriate to provide a basis for our opinion.

Conclusions Relating to Going Concern

In auditing the financial statements, we have concluded that the Manager's use of the going concern basis of accounting in the preparation of the financial statements is appropriate.

Based on the work we have performed, we have not identified any material uncertainties relating to events or conditions that, individually or collectively, may cast significant doubt on the Trust's ability to continue as a going concern for a period of at least twelve months from when the financial statements are authorised for issue.

Our responsibilities and the responsibilities of the Manager with respect to going concern are described in the relevant sections of this report.

Other Information

The other information comprises the information included in the Annual Report other than the financial statements and our auditor's report thereon. The Manager is responsible for the other information contained within the Annual Report. Our opinion on the financial statements does not cover the other information and, except to the extent otherwise explicitly stated in our report, we do not express any form of assurance conclusion thereon. Our responsibility is to read the other information and, in doing so, consider whether the other information is materially inconsistent with the financial statements or our knowledge obtained in the course of the audit, or otherwise appears to be materially misstated. If we identify such material inconsistencies or apparent material misstatements, we are required to determine whether this gives rise to a material misstatement in the financial statements themselves. If, based on the work we have performed, we conclude that there is a material misstatement of this other information, we are required to report that fact.

We have nothing to report in this regard.

Opinions on Other Matters Prescribed by the COLL Rules

In our opinion, based on the work undertaken in the course of the audit:

- Proper accounting records for the Trust have been kept and the accounts are in agreement with those records;
- We have received all the information and explanations which, to the best of our knowledge and belief, are necessary for the purposes of our audit; and
- The information given in the Report of the Manager for the year is consistent with the financial statements.

Independent Auditor's report to the unitholders of Evelyn Witch General Trust (continued)

Responsibilities of the Manager

As explained more fully in the Statement of the Manager's responsibilities set out on page 4, the Manager is responsible for the preparation of the financial statements and for being satisfied that they give a true and fair view, and for such internal control as the Manager determines is necessary to enable the preparation of financial statements that are free from material misstatement, whether due to fraud or error.

In preparing the financial statements, the Manager is responsible for assessing the Trust's ability to continue as a going concern, disclosing, as applicable, matters related to going concern and using the going concern basis of accounting unless the Manager either intends to wind up the Trust or to cease operations, or has no realistic alternative but to do so.

Auditor Responsibilities for the Audit of the Financial Statements

Our objectives are to obtain reasonable assurance about whether the financial statements as a whole are free from material misstatement, whether due to fraud or error, and to issue an auditor's report that includes our opinion. Reasonable assurance is a high level of assurance but is not a guarantee that an audit conducted in accordance with ISAs (UK) will always detect a material misstatement when it exists. Misstatements can arise from fraud or error and are considered material if, individually or in the aggregate, they could reasonably be expected to influence the economic decisions of users taken on the basis of these financial statements.

A further description of our responsibilities for the audit of the financial statements is located on the Financial Reporting Council's website at: <http://www.frc.org.uk/auditorsresponsibilities>. This description forms part of our auditor's report.

Extent to which the audit was considered capable of detecting irregularities, including fraud

Irregularities, including fraud, are instances of non-compliance with laws and regulations. We design procedures in line with our responsibilities, outlined above, to detect material misstatements in respect of irregularities, including fraud. The extent to which our procedures are capable of detecting irregularities, including fraud, is detailed below.

We assessed whether the engagement team collectively had the appropriate competence and capabilities to identify or recognise non-compliance with laws and regulations by considering their experience, past performance and support available.

All engagement team members were briefed on relevant identified laws and regulations and potential fraud risks at the planning stage of the audit. Engagement team members were reminded to remain alert to any indications of fraud or non-compliance with laws and regulations throughout the audit.

We obtained an understanding of the legal and regulatory frameworks that are applicable to the Trust and the sector in which it operates, focusing on those provisions that had a direct effect on the determination of material amounts and disclosures in the financial statements. The most relevant frameworks we identified include:

- UK Generally Accepted Accounting Practice including Financial Reporting Standard 102 and the IA Statement of Recommended Practice for Authorised Funds;
- The Financial Conduct Authority's COLL Rules; and
- The Trust's Prospectus.

We gained an understanding of how the Trust is complying with these laws and regulations by making enquiries of the Manager. We corroborated these enquiries through our review of submitted returns, external inspections, relevant correspondence with regulatory bodies and the Trust's breaches register.

We assessed the susceptibility of the financial statements to material misstatement, including how fraud might occur, by meeting with management and those charged with governance to understand where it was considered there was susceptibility to fraud. This evaluation also considered how the Manager was remunerated and whether this provided an incentive for fraudulent activity. We considered the overall control environment and how the Manager oversees the implementation and operation of controls. In areas of the financial statements where the risks were considered to be higher, we performed procedures to address each identified risk. We identified a heightened fraud risk in relation to:

- Management override of controls; and
- The completeness and classification of special dividends between revenue and capital.

Independent Auditor's report to the unitholders of Evelyn Witch General Trust (continued)

Auditor Responsibilities for the Audit of the Financial Statements (continued)

Extent to which the audit was considered capable of detecting irregularities, including fraud (continued)

In addition to the above, the following procedures were performed to provide reasonable assurance that the financial statements were free of material fraud or error:

- Reviewing the level of and reasoning behind the Trust's procurement of legal and professional services;
- Performing audit work procedures over the risk of management override of controls, including testing of journal entries and other adjustments for appropriateness, evaluating the business rationale of significant transactions outside the normal course of business, review of a pre sign-off Net Asset Valuation (NAV) statement for any unexpected activity and reviewing judgements made by the Manager in its calculation of accounting estimates for potential management bias;
- Using a third-party independent data source to assess the completeness of the special dividend population and determining whether special dividends recognised were revenue or capital in nature with reference to the underlying circumstances of the investee companies' dividend payments;
- Assessing the Trust's compliance with the key requirements of the Collective Investment Schemes sourcebook and its Prospectus;
- Completion of appropriate checklists and use of our experience to assess the Trust's compliance with the IA Statement of Recommended Practice for Authorised Funds; and
- Agreement of the financial statement disclosures to supporting documentation.

Our audit procedures were designed to respond to the risk of material misstatements in the financial statements, recognising that the risk of not detecting a material misstatement due to fraud is higher than the risk of not detecting one resulting from error, as fraud may involve intentional concealment, forgery, collusion, omission or misrepresentation. There are inherent limitations in the audit procedures performed and the further removed non-compliance with laws and regulations is from the events and transactions reflected in the financial statements, the less likely we would become aware of it.

Use of Our Report

This report is made solely to the Trust's unitholders, as a body, in accordance with Rule 4.5.12 of the COLL Rules published by the Financial Conduct Authority under section 247 of the Financial Services and Markets Act 2000. Our audit work has been undertaken so that we might state to the Trust's unitholders those matters we are required to state to them in an auditor's report and for no other purpose. To the fullest extent permitted by law, we do not accept or assume responsibility to anyone other than the Trust and the Trust's unitholders as a body, for our audit work, for this report, or for the opinions we have formed.

Johnston Carmichael LLP
Chartered Accountants
Statutory Auditor
Bishop's Court
29 Albyn Place
Aberdeen AB10 1YL
10 October 2024

Accounting policies of Evelyn Witch General Trust

for the year ended 15 July 2024

a Basis of accounting

The financial statements have been prepared under the historical cost convention, as modified by the revaluation of investments. They have been prepared in accordance with FRS 102 The Financial Reporting Standard applicable in the UK and Republic of Ireland ('FRS 102') and in accordance with the Statement of Recommended Practice for UK Authorised Funds ('the SORP') published by The Investment Association in May 2014 and amended in June 2017, and the requirements of the Collective Investment Schemes sourcebook ('COLL').

The Manager has considered a detailed assessment of the Fund's ability to meet its liabilities as they fall due, including liquidity, declines in global capital markets and investor redemption levels. Based on this assessment, the Fund continues to be open for trading and the Manager is satisfied the Fund has adequate financial resources to continue in operation for at least the next 12 months and accordingly it is appropriate to adopt the going concern basis in preparing the financial statements.

b Valuation of investments

The purchases and sales of investments are included up to close of business on the last business day of the accounting year.

Purchases and sales of investments are recognised when a legally binding and unconditional right to obtain, or an obligation to deliver an asset arises.

The quoted investments of the Fund have been valued at the global closing bid-market prices ruling on the principal markets on which the stocks are quoted on the last business day of the accounting year.

Collective investment schemes are valued at the bid price for dual priced funds and at the single price for single priced funds and are valued at their most recent published price prior to the close of business valuation on 15 July 2024.

Where an observable market price is unreliable or does not exist, investments are valued at the Manager's best estimate of the amount that would be received from an immediate transfer at arm's length. The Manager has appointed the fair value pricing committee to analyse, review and vote on price adjustments/maintenance where no current secondary market exists and/or where there are potential liquidity issues that would affect the disposal of an asset.

c Foreign exchange

The base currency of the Fund is UK sterling which is taken to be the Fund's functional currency.

All transactions in foreign currencies are converted into sterling at the rates of exchange ruling at the dates of such transactions. The resulting exchange differences are disclosed in note 2 of the Notes to the financial statements.

Any foreign currency assets and liabilities at the end of the accounting period are translated at the exchange rate prevailing at the balance sheet date.

d Revenue

Revenue is recognised in the Statement of total return on the following basis:

Dividends from quoted equity instruments and non equity shares are recognised as revenue, net of attributable tax credits on the date when the securities are quoted ex-dividend.

Overseas dividends are recognised as revenue gross of any withholding tax and the tax consequences are recognised within the tax expense.

Distributions from collective investment schemes are recognised as revenue on the date the securities are quoted ex-dividend. Equalisation on distributions from collective investment schemes is deducted from the cost of the investment and does not form part of the Fund's distribution.

Distributions from collective investment schemes which are re-invested on behalf of the Fund are recognised as revenue on the date the securities are quoted ex-dividend and form part of the Fund's distribution.

Accounting policies of Evelyn Witch General Trust (continued)

for the year ended 15 July 2024

d Revenue (continued)

Excess reportable income from reporting offshore funds is recognised as revenue when the reported distribution rate is available and forms part of the Fund's distribution.

Compensation is treated as either revenue or capital in nature depending on the facts of each particular case.

Special dividends are treated as either revenue or a repayment of capital depending on the facts of each particular case.

Interest on bank deposits and short term deposits is recognised on an accruals basis.

e Expenses

All expenses, other than those relating to the purchase and sale of investments, are charged to revenue on an accrual basis.

Bank interest paid is charged to revenue.

f Taxation

Tax payable on profits is recognised as an expense in the period in which profits arise. The tax effects of tax losses available to carry forward are recognised as an asset when it is probable that future taxable profits will be available, against which these losses can be utilised.

UK corporation tax is provided as amounts to be paid/recovered using the tax rates and laws that have been enacted at the balance sheet date.

Deferred taxation is provided in full on timing differences that result in an obligation at 15 July 2024 to pay more or less tax, at a future date, at rates expected to apply when they crystallise based on current rates and tax laws. Timing differences arise from the inclusion of items of income and expenditure in taxation computations in periods different from those in which they are included in the financial statements. Deferred tax assets and liabilities are not discounted.

Provision for deferred tax assets are only made to the extent the timing differences are expected to be of future benefit.

All foreign dividend revenue is recognised as a gross amount which includes any withholding tax deducted at source. Where foreign tax is withheld in excess of the applicable treaty rate a tax debtor is recognised to the extent that the overpayment is considered recoverable.

When a disposal of a holding in a non-reporting offshore fund is made, any gain is an offshore income gain and tax will be charged to capital. There may be instances where tax relief is due to revenue for the utilisation of excess management expenses.

g Efficient Portfolio Management

Where appropriate, certain permitted instruments such as derivatives or forward currency contracts may be used for Efficient Portfolio Management purposes. Where such instruments are used to protect or enhance revenue, the revenue or expenses derived therefrom are included in the Statement of total return as revenue related items and form part of the distribution. Where such instruments are used to protect or enhance capital, the gains and losses derived therefrom are included in the Statement of total return as capital related items.

Accounting policies of Evelyn Witch General Trust (continued)

for the year ended 15 July 2024

h Distribution policies

i Basis of distribution

The distribution policy is to distribute all available revenue after deduction of expenses payable from revenue. Distributions attributable to income units are paid to unitholders.

ii Unclaimed distributions

Distributions to unitholders outstanding after 6 years are taken to the capital property of the Fund.

iii Revenue

All revenue is included in the final distribution with reference to policy d.

iv Expenses

Expenses incurred against the revenue of the Fund are included in the final distribution, subject to any expense which may be transferred to capital for the purpose of calculating the distribution, with reference to policy e.

v Equalisation

Group 2 units are units purchased on or after the previous XD date and before the current XD date. Equalisation applies only to group 2 units. Equalisation is the average amount of revenue included in the purchase price of group 2 units and is refunded to holders of these units as a return of capital. Being capital it is not liable to income tax in the hands of the unitholders but must be deducted from the cost of units for capital gains tax purposes. Equalisation per unit is disclosed in the Distribution table.

Investment Manager's report

Investment performance*

Over the period under review, the Fund returned 20.72% while the comparator benchmark MSCI PIMFA Private Investor Growth Index returned 17.82%.

Investment activities

Over the year, the asset allocation between equities, bonds and alternative investments remained broadly unchanged, with equities continuing to make up the main risk exposure.

Performance relative to the comparator benchmark was strong over the year, attributed in part to an increased weighting in US growth-oriented companies and a reduced UK equity weighting. The Fund is also overweight in equities relative to the benchmark. There were a significant number of changes among the equity holdings.

In the UK, changes included outright sales of JD Sports Fashion, Diageo, Croda International and Prudential. Reductions were made in BP, Anglo American and BAE Systems. Mid-cap UK equity exposure was introduced via a position in Mercantile Investment Trust.

Among the Alternative holdings, a falling inflation backdrop led us to buy a holding of Newmont in the US and increase that of Xtrackers IE Physical Gold.

In Europe, Heineken was sold due to a profit warning. Dutch bank ING Groep was added to increase financial sector exposure and the profit taken in auto manufacturer Stellantis after a strong run and looming earnings headwinds. A holding in Danish drug maker Novo Nordisk was added to the portfolio.

In the US, new holdings of JPMorgan Chase, Meta Platforms 'A', Zoetis, Goldman Sachs Group and NextEra Energy were purchased. Additions were made to the existing holding of Taiwan Semiconductor Manufacturing. Outright sales were executed in PayPal Holdings, Johnson & Johnson, NIKE and McDonald's.

Investment strategy and outlook

The investment strategy remains unchanged. The Fund continues to be managed with a bias to equities over bonds and alternatives. The Fund retains its multi-asset investment approach, to temper overall risk in the Fund. Evelyn Partners Investment Management LLP see five notable market themes for 2024.

Equities to outperform bonds: Solid top-line sales growth and resilient corporate pricing power can keep profit margins elevated, which can in turn support company earnings and share prices. The backdrop for bonds is also positive, as central banks are expected to cut interest rates and that should lead to higher bond prices. Nevertheless, given the balance of risks, equities probably look a better option at current valuations.

US stock market rally to broaden out: If the US avoids a recession, then we could see the market broaden out beyond Artificial Intelligence ('AI') led stocks to unloved areas of the market, like energy and small caps. Even so, core quality stocks typically have strong balance sheets.

Favour UK internationals: The UK large cap equity market can, broadly speaking, be split into domestics and internationals. Domestics earn a higher share of their revenue in the UK and internationals earn a higher share overseas. While both types of company can play an important role in portfolios, in 2024 we favour internationals over domestics for two reasons. First, internationals are more exposed to the global economy, which we expect to perform better than the UK economy. Second, internationals offer better relative value given their more favourable earnings outlook. The risk to this view is that domestics could receive a sizeable relative boost if we see a stronger pound this year.

Tailwinds to support government bonds: For most of last year, it looked like government bonds were on course to post two consecutive years of negative returns. But bond investors were saved in the final quarter of the year when government bonds rallied stable sales, attractive margins and generate cashflow still have a place in portfolios over the business cycle, including the AI-related stocks. In 2024, we expect a more favourable environment as growth slows, inflation continues to decelerate and central banks start cutting interest rates. With the UK's growth outlook looking weaker than its peers, we like exposure to the gilt market.

US dollar depreciation and gold appreciation: Expect the US dollar to depreciate as reviving risk appetite and the overvaluation of the greenback against other major currencies unwinds. Gold should benefit given its role as a portfolio diversifier and an alternative to the fiat currency debasement associated with rising government debt. This was particularly notable during the bond and equity sell-off in 2022 when the gold bullion price was largely flat.

* Source: FE Analytics, bid prices at 12pm.

Investment Manager's report (continued)

Investment strategy and outlook (continued)

In summary, the inflation shock of 2022 did not morph into a growth shock in 2023, reducing hard landing fears. As interest rates start to come down this could release liquidity into the financial system: Goldman Sachs, the investment bank, estimates that investors poured 1.4 trillion US dollars into US money market funds (i.e., quasi-cash instruments) and just 95 billion US dollars into US equities in 2023¹. A potential release of this liquidity creates opportunities across equity markets, in UK internationals, gilts and gold in 2024, with the US dollar set to be the big loser.

Evelyn Partners Investment Management LLP

18 July 2024

¹Goldman Sachs, US Weekly Kickstart, 15 December 2023.

Summary of portfolio changes

for the year ended 15 July 2024

The following represents the major purchases and sales in the year to reflect a clearer picture of the investment activities.

	Cost
	£
Purchases:	
Mercantile Investment Trust	249,049
Xtrackers Russell 2000 UCITS ETF 1C XRSU	220,195
Lyxor Core US TIPS ETF	168,047
Goldman Sachs Group	167,753
Zoetis	163,632
Stryker	155,826
Meta Platforms 'A'	155,015
JPMorgan Chase	146,995
UnitedHealth Group	145,953
Adobe	142,723
Boeing	139,472
Newmont	139,384
Novo Nordisk	130,000
ING Groep	127,514
NextEra Energy	124,267
Jupiter Japan Income Fund	105,832
Xtrackers IE Physical Gold	89,729
Taiwan Semiconductor Manufacturing	85,040
Xtrackers Russell 2000 UCITS ETF 1C XRSG	82,811
Apple	81,502

	Proceeds
	£
Sales:	
Crux Global Fund - Crux Asia Ex-Japan Fund	276,750
Xtrackers Russell 2000 UCITS ETF 1C XRSU	217,986
Third Point Offshore Investors	191,576
Stellantis	172,144
McDonald's	158,116
Henderson European Focus Trust	141,428
Boeing	131,821
Adobe	127,984
Heineken	126,243
Bank of America	122,692
Diageo	113,313
Johnson & Johnson	113,019
NIKE	109,538
Fidelity China Special Situations	104,149
JD Sports Fashion	94,379
Templeton Emerging Markets Investment Trust	92,001
Xtrackers Russell 2000 UCITS ETF 1C XRSG	91,211
Prudential	88,716
Nvidia	86,472
Breedon Group	83,639

Portfolio statement
as at 15 July 2024

	Nominal value or holding	Market value £	% of total net assets
Investment			
Equities 58.10% (54.62%)			
Equities - United Kingdom 12.93% (18.45%)			
Equities - incorporated in the United Kingdom 12.93% (17.64%)			
Energy 3.56% (3.85%)			
BP	34,000	152,796	1.26
Shell	9,879	277,353	2.30
		<u>430,149</u>	<u>3.56</u>
Materials 1.94% (3.25%)			
Anglo American	2,225	52,610	0.44
Rio Tinto	3,500	181,720	1.50
		<u>234,330</u>	<u>1.94</u>
Industrials 3.28% (2.78%)			
BAE Systems	16,850	215,427	1.78
RELX	5,129	181,567	1.50
		<u>396,994</u>	<u>3.28</u>
Consumer Discretionary 0.00% (1.09%)		-	-
Consumer Staples 0.00% (1.37%)		-	-
Health Care 1.93% (2.24%)			
AstraZeneca	1,925	232,964	1.93
Financials 1.53% (2.24%)			
London Stock Exchange Group	1,950	184,860	1.53
Real Estate 0.69% (0.82%)			
Supermarket Income REIT	110,000	82,830	0.69
		<u>1,562,127</u>	<u>12.93</u>
Total equities - incorporated in the United Kingdom			
Equities - incorporated outwith the United Kingdom 0.00% (0.81%)			
Materials 0.00% (0.81%)		-	-
		<u>1,562,127</u>	<u>12.93</u>
Total equities - United Kingdom			
Equities - Europe 11.09% (12.24%)			
Equities - Denmark 1.20% (0.00%)			
Novo Nordisk	1,325	145,156	1.20

Portfolio statement (continued)
as at 15 July 2024

	Nominal value or holding	Market value £	% of total net assets
Investment			
Equities (continued)			
Equities - Europe (continued)			
Equities - France 2.51% (2.97%)			
LVMH Moët Hennessy Louis Vuitton	181	107,370	0.89
TotalEnergies	3,681	195,858	1.62
Total equities - France		<u>303,228</u>	<u>2.51</u>
Equities - Germany 0.00% (0.86%)		-	-
Equities - Ireland 2.09% (1.76%)			
CRH	4,074	252,018	2.09
Equities - Netherlands 2.67% (3.94%)			
ASML Holding	230	191,302	1.58
ING Groep	9,375	131,154	1.09
Total equities - Netherlands		<u>322,456</u>	<u>2.67</u>
Equities - Spain 1.09% (1.40%)			
Amadeus IT Group	2,500	132,179	1.09
Equities - Switzerland 1.53% (1.31%)			
Chubb	921	184,590	1.53
Total equities - Europe		<u>1,339,627</u>	<u>11.09</u>
Equities - United States 30.94% (22.02%)			
Alphabet 'A'	2,000	287,396	2.38
Amazon.com	2,000	296,838	2.46
Apple	1,875	338,521	2.80
Bank of America	2,960	95,524	0.79
Booking Holdings	65	204,531	1.69
Danaher	850	161,260	1.33
Goldman Sachs Group	460	174,412	1.43
JPMorgan Chase	1,180	191,021	1.58
Meta Platforms 'A'	400	152,843	1.26
Microsoft	1,040	363,686	3.01
Newmont	4,575	166,847	1.38
NextEra Energy	2,100	114,822	0.95
NVIDIA	4,600	454,987	3.76
Stryker	625	158,278	1.31
UnitedHealth Group	380	150,896	1.25
Visa	550	113,698	0.94
Walmart	2,634	141,260	1.17
Zoetis	1,275	174,868	1.45
Total equities - United States		<u>3,741,688</u>	<u>30.94</u>

Portfolio statement (continued)

as at 15 July 2024

	Nominal value or holding	Market value £	% of total net assets
Investment			
Equities (continued)			
Equities - South America 0.00% (0.00%)			
Equities - Brazil 0.00% (0.00%)			
Genagro*	84,000	-	-
Equities - Australia 1.12% (1.41%)			
BHP Group	6025	135,502	1.12
Equities - Taiwan 2.02% (0.50%)			
Taiwan Semiconductor Manufacturing	1,710	244,051	2.02
Total equities		7,022,995	58.10
Closed-Ended Funds 22.35% (25.77%)			
Closed-Ended Funds - incorporated in the United Kingdom 11.53% (13.21%)			
Fidelity Asian Values	37,200	186,744	1.55
JPMorgan Emerging Markets Investment Trust	118,527	130,617	1.08
JPMorgan Japanese Investment Trust	62,363	346,738	2.87
Mercantile Investment Trust	102,000	252,450	2.09
Scottish Mortgage Investment Trust	38,750	347,510	2.88
Templeton Emerging Markets Investment Trust	76,753	128,178	1.06
Total closed-ended funds - incorporated in the United Kingdom		1,392,237	11.53
Closed-Ended Funds - incorporated outwith the United Kingdom 10.82% (12.56%)			
3i Infrastructure	38,000	125,970	1.04
BH Macro	62,750	234,999	1.94
Cordiant Digital Infrastructure	118,000	90,860	0.75
HarbourVest Global Private Equity	8,350	206,245	1.71
Pershing Square Holdings	9,850	409,673	3.38
Schiehallion Fund	125,000	96,276	0.80
Sequoia Economic Infrastructure Income Fund	180,000	144,540	1.20
Total closed-ended funds - incorporated outwith the United Kingdom		1,308,563	10.82
Total closed-ended funds		2,700,800	22.35
Collective Investment Schemes 16.20% (16.66%)			
UK Authorised Collective Investment Schemes 6.15% (5.60%)			
BlackRock European Dynamic Fund	48,395	148,199	1.23
First Sentier Investors ICVC			
- Stewart Investors Asia Pac Leaders Sustainability	24,000	260,494	2.16
Jupiter Japan Income Fund	280,000	333,144	2.76
Total UK authorised collective investment schemes		741,837	6.15

* Genagro: The fair value pricing committee determined that it is appropriate to include the security in the portfolio of investments with no value as the security is in liquidation, with little prospect of a distribution to unitholders.

Portfolio statement (continued)

as at 15 July 2024

Investment	Nominal value or holding	Market value £	% of total net assets
Collective Investment Schemes (continued)			
Offshore Collective Investment Schemes 10.05% (11.06%)			
Fulcrum UCITS SICAV - Fulcrum Diversified Absolute Return Fund	1,900	246,073	2.04
Lyxor Core US TIPS ETF	3,135	328,924	2.72
Sanlam Artificial Intelligence Fund	88,000	316,280	2.63
Vanguard Investment Series - US Government Bond Index Fund	3,700	321,993	2.66
Total offshore collective investment schemes		<u>1,213,270</u>	<u>10.05</u>
Total collective investment schemes		<u>1,955,107</u>	<u>16.20</u>
Exchange Traded Commodities 2.97% (2.05%)			
Xtrackers IE Physical Gold	12,500	<u>359,375</u>	<u>2.97</u>
Portfolio of investments		12,038,277	99.62
Other net assets		46,410	0.38
Total net assets		<u>12,084,687</u>	<u>100.00</u>

All investments are listed on recognised stock exchanges and are approved securities or regulated collective investment schemes within the meaning of the FCA rules unless otherwise stated.

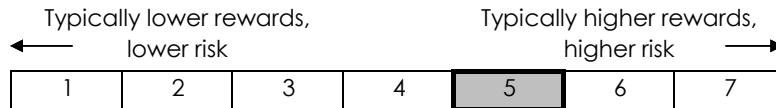
The comparative figures in brackets are as at 15 July 2023.

United Kingdom equities are grouped in accordance with Global Industry Classification Standard ('GICS').

GICS was developed by and is the exclusive property and a service mark of MSCI Inc. ('MSCI') and Standard & Poor's, a division of The McGraw-Hill Companies, Inc. ('S&P') and is licensed for use by Evelyn Partners Services Limited. Neither MSCI, S&P nor any third party involved in making or compiling the GICS or any GICS classifications makes any express or implied warranties or representations with respect to such standard or classification (or the results to be obtained by the use thereof), and all such parties hereby expressly disclaim all warranties of originality, accuracy, completeness, merchantability and fitness for a particular purpose with respect to any of such standard or classification. Without limiting any of the foregoing, in no event shall MSCI, S&P, any of their affiliates or any third party involved in making or compiling the GICS or any GICS classifications have any liability for any direct, indirect, special, punitive, consequential or any other damages (including lost profits) even if notified of the possibility of such damages.

Risk and reward profile*

The risk and reward indicator table demonstrates where the Fund ranks in terms of its potential risk and reward. The higher the rank the greater the potential reward but the greater the risk of losing money. It is based on past data, may change over time and may not be a reliable indication of the future risk profile of the Fund. The shaded area in the table below shows the Fund's ranking on the risk and reward indicator.



The Fund is in a higher category because the price of its investments have risen or fallen frequently and more dramatically than some other types of investment. The category shown is not guaranteed to remain unchanged and may shift over time. Even the lowest category does not mean a risk-free investment.

For full details on risk factors for the Fund, please refer to the Prospectus.

There have been no changes to the risk and reward indicator in the year.

* As per the KIID published on 26 March 2024.

Comparative table

The following disclosures give a unitholder an indication of the performance of a unit in the Fund. It also discloses the operating charges and direct transaction costs applied to each unit. Operating charges are those charges incurred in operating the Fund and direct transaction costs are costs incurred when purchasing or selling securities in the portfolio of investments.

	2024	2023	2022
	p	p	p
Income			
Change in net assets per unit			
Opening net asset value per unit	302.54	294.83	342.75
Return before operating charges	66.01	15.85	(41.11)
Operating charges	(4.01)	(4.67)	(5.16)
Return after operating charges *	62.00	11.18	(46.27)
Distributions [^]	(2.45)	(3.47)	(1.65)
Closing net asset value per unit	362.09	302.54	294.83
* after direct transaction costs of:	0.13	0.08	0.17
Performance			
Return after charges	20.49%	3.79%	(13.50%)
Other information			
Closing net asset value (£)	12,084,687	10,120,340	10,061,560
Closing number of units	3,337,495	3,345,120	3,412,620
Operating charges ^{^^}	1.23%	1.53%	1.53%
Direct transaction costs	0.04%	0.03%	0.05%
Published prices			
Highest offer unit price	385.3	339.9	384.3
Lowest bid unit price	297.9	287.5	289.3

Investments carry risk. Past performance is not a guide to future performance. Investors may not get back the amount invested.

[^] Rounded to 2 decimal places.

^{^^} The operating charges are represented by the Ongoing Charges Figure ('OCF'). The OCF consists principally of the Manager's periodic charge and the Investment Manager's fee which are included in the annual management charge, but also includes the costs for other services paid. It is indicative of the charges which may occur in a year as it is calculated on historical data.

The OCF includes expenses incurred by underlying holdings of collective investment schemes and closed ended vehicles such as investment trusts in relation to the Fund (the synthetic 'OCF'). Following guidance issued by the Investment Association on 30 November 2023, the synthetic OCF calculation no longer includes closed ended vehicles.

Financial statements - Evelyn Witch General Trust

Statement of total return for the year ended 15 July 2024

	Notes	2024		2023	
		£	£	£	£
Income:					
Net capital gains	2		1,989,740		266,400
Revenue	3	214,886		242,047	
Expenses	4	<u>(124,116)</u>		<u>(116,346)</u>	
Net revenue before taxation		90,770		125,701	
Taxation	5	<u>(9,024)</u>		<u>(9,422)</u>	
Net revenue after taxation			<u>81,746</u>		<u>116,279</u>
Total return before distributions			2,071,486		382,679
Distributions	6		(81,736)		(116,307)
Change in net assets attributable to unitholders from investment activities			<u>1,989,750</u>		<u>266,372</u>

Statement of change in net assets attributable to unitholders for the year ended 15 July 2024

	2024		2023	
	£	£	£	£
Opening net assets attributable to unitholders		10,120,340		10,061,560
Amounts receivable on issue of units	57,853		95,320	
Amounts payable on cancellation of units	<u>(83,256)</u>		<u>(302,912)</u>	
		(25,403)		(207,592)
Change in net assets attributable to unitholders from investment activities		1,989,750		266,372
Closing net assets attributable to unitholders		<u>12,084,687</u>		<u>10,120,340</u>

Balance sheet
as at 15 July 2024

	Notes	2024 £	2023 £
Assets:			
Fixed assets:			
Investments		12,038,277	10,028,858
Current assets:			
Debtors	7	13,623	13,842
Cash and bank balances	8	95,706	157,719
Total assets		<u>12,147,606</u>	<u>10,200,419</u>
Liabilities:			
Creditors:			
Distribution payable		(45,857)	(66,066)
Other creditors	9	(17,062)	(14,013)
Total liabilities		<u>(62,919)</u>	<u>(80,079)</u>
Net assets attributable to unitholders		<u><u>12,084,687</u></u>	<u><u>10,120,340</u></u>

Notes to the financial statements

for the year ended 15 July 2024

1. Accounting policies

The accounting policies are disclosed on pages 13 to 15.

2. Net capital gains	2024	2023
	£	£
Non-derivative securities - realised gains	289,261	84,911
Non-derivative securities - movement in unrealised gains	1,706,615	185,614
Currency losses	(5,678)	(17,544)
Capital special dividend	-	15,120
Compensation	29	20
Transaction charges	(487)	(1,721)
Total net capital gains	<u>1,989,740</u>	<u>266,400</u>
3. Revenue	2024	2023
	£	£
UK revenue	82,704	119,314
Unfranked revenue	10,029	10,571
Overseas revenue	114,748	106,910
Bank and deposit interest	7,405	5,252
Total revenue	<u>214,886</u>	<u>242,047</u>
4. Expenses	2024	2023
	£	£
Payable to the Manager and associates		
Annual management charge*	<u>103,578</u>	<u>97,000</u>
Payable to the Trustee		
Trustee fees	<u>9,011</u>	<u>9,000</u>
Other expenses:		
Audit fee	8,700	7,632
Safe custody fees	273	188
Bank interest	43	275
FCA fee	70	136
Listing fee	2,441	2,115
	<u>11,527</u>	<u>10,346</u>
Total expenses	<u>124,116</u>	<u>116,346</u>

* The annual management charge is 0.95% and includes the Manager's periodic charge and the Investment Manager's fees.

5. Taxation	2024	2023
	£	£
a. Analysis of the tax charge for the year		
Overseas tax withheld	<u>9,024</u>	<u>9,422</u>
Total taxation (note 5b)	<u>9,024</u>	<u>9,422</u>

Notes to the financial statements (continued)

for the year ended 15 July 2024

5. Taxation (continued)

b. Factors affecting the tax charge for the year

The tax assessed for the year is lower (2023: lower) than the standard rate of UK corporation tax for an authorised collective investment scheme of 20% (2023: 20%). The differences are explained below:

	2024	2023
	£	£
Net revenue before taxation	<u>90,770</u>	<u>125,701</u>
Corporation tax @ 20%	18,154	25,140
Effects of:		
UK revenue	(16,541)	(23,863)
Overseas revenue	(20,731)	(18,542)
Overseas tax withheld	9,024	9,422
Excess management expenses	6,642	16,150
Unrealised gains on non-reporting offshore funds	12,476	1,115
Total taxation (note 5a)	<u>9,024</u>	<u>9,422</u>

c. Provision for deferred taxation

At the year end, a deferred tax asset has not been recognised in respect of timing differences relating to excess management expenses as there is insufficient evidence that the asset will be recovered. The amount of the asset not recognised is £332,917 (2023: £326,275).

6. Distributions

The distributions take account of revenue added on the issue of units and revenue deducted on the cancellation of units, and comprise:

	2024	2023
	£	£
Interim income distribution	35,819	49,831
Final income distribution	<u>45,857</u>	<u>66,066</u>
	81,676	115,897
Equalisation:		
Amounts deducted on cancellation of units	160	689
Amounts added on issue of units	<u>(100)</u>	<u>(279)</u>
Total net distributions	<u>81,736</u>	<u>116,307</u>
Reconciliation between net revenue and distributions:		
Net revenue after taxation per Statement of total return	81,746	116,279
Undistributed revenue brought forward	3	31
Undistributed revenue carried forward	<u>(13)</u>	<u>(3)</u>
Distributions	<u>81,736</u>	<u>116,307</u>

Details of the distribution per unit are disclosed in the Distribution table.

Notes to the financial statements (continued)

for the year ended 15 July 2024

7. Debtors	2024	2023
	£	£
Accrued revenue	12,196	13,842
Recoverable overseas withholding tax	1,427	-
Total debtors	<u>13,623</u>	<u>13,842</u>
8. Cash and bank balances	2024	2023
	£	£
Total cash and bank balances	<u>95,706</u>	<u>157,719</u>
9. Other creditors	2024	2023
	£	£
Accrued expenses:		
Payable to the Manager and associates		
Annual management charge	<u>5,333</u>	<u>3,986</u>
Other expenses:		
Trustee fees	418	370
Safe custody fees	216	23
Audit fee	8,700	7,632
FCA fee	31	43
Listing fee	2,106	1,904
Transaction charges	<u>258</u>	<u>55</u>
	11,729	10,027
Total other creditors	<u>17,062</u>	<u>14,013</u>

10. Commitments and contingent liabilities

At the balance sheet date there are no commitments or contingent liabilities.

11. Unit classes

The following reflects the change in units in issue in the year:

	Income
Opening units in issue	3,345,120
Total units issued in the year	16,775
Total units cancelled in the year	(24,400)
Closing units in issue	<u>3,337,495</u>

Further information in respect of the return per unit is disclosed in the Comparative table.

12. Related party transactions

Evelyn Partners Fund Solutions Limited, as Manager is a related party due to its ability to act in respect of the operations of the Fund.

The Manager acts as principal in respect of all transactions of units in the Fund. The aggregate monies received and paid through the creation and cancellation of units are disclosed in the Statement of change in net assets attributable to unitholders of the Fund.

Amounts payable to the Manager and its associates are disclosed in note 4. The amount due to the Manager and its associates at the balance sheet date is disclosed in note 9.

The Investment Manager, Evelyn Partners Investment Management LLP is a related party to the Manager as they are within the same corporate body.

Notes to the financial statements (continued)

for the year ended 15 July 2024

13. Events after the balance sheet date

Subsequent to the year end, the net asset value per income unit has decreased from 362.1p to 355.0p as at 8 October 2024. This movement takes into account routine transactions but also reflects the market movements of recent months.

14. Transaction costs

a Direct transaction costs

Direct transaction costs include fees and commissions paid to agents, advisers, brokers and dealers; levies by regulatory agencies and security exchanges; and transfer taxes and duties.

Commission is a charge which is deducted from the proceeds of the sale of securities and added to the cost of the purchase of securities. This charge is a payment to agents, advisers, brokers and dealers in respect of their services in executing the trades.

Tax is payable on the purchase of securities in the United Kingdom. It may be the case that 'other taxes' will be charged on the purchase of securities in countries other than the United Kingdom.

The total purchases and sales and the related direct transaction costs incurred in these transactions are as follows:

	Purchases before transaction costs		Commission		Taxes		Financial transaction tax		Purchases after transaction costs
	£	£	%	£	%	£	%	£	
2024									
Equities	2,227,041	1,008	0.05%	1,102	0.05%	-	-	2,229,151	
Closed-Ended Funds	320,926	-	-	1,358	0.42%	-	-	322,284	
Collective Investment Schemes*	682,183	-	-	-	-	-	-	682,183	
Exchange Traded Commodities*	89,728	-	-	-	-	-	-	89,728	
Total	3,319,878	1,008	0.05%	2,460	0.47%	-	-	3,323,346	

	Purchases before transaction costs		Commission		Taxes		Financial transaction tax		Purchases after transaction costs
	£	£	%	£	%	£	%	£	
2023									
Equities	1,201,609	792	0.07%	1,031	0.09%	574	0.05%	1,204,006	
Closed-Ended Funds*	400,581	-	-	-	-	-	-	400,581	
Collective Investment Schemes*	611,314	-	-	-	-	-	-	611,314	
Total	2,213,504	792	0.07%	1,031	0.09%	574	0.05%	2,215,901	

	Sales before transaction costs		Commission		Taxes		Financial transaction tax		Sales after transaction costs
	£	£	%	£	%	£	%	£	
2024									
Equities	2,114,977	(747)	0.04%	(10)	0.00%	-	-	2,114,220	
Closed-Ended Funds	622,928	-	-	(11)	0.00%	-	-	622,917	
Collective Investment Schemes*	585,948	-	-	-	-	-	-	585,948	
Total	3,323,853	(747)	0.04%	(21)	0.00%	-	-	3,323,085	

* No direct transaction costs were incurred in these transactions.

Notes to the financial statements (continued)

for the year ended 15 July 2024

14. Transaction costs (continued)

a Direct transaction costs (continued)

	Sales before transaction costs		Commission		Taxes		Financial transaction tax		Sales after transaction costs
	£		£	%	£	%	£	%	£
2023									
Equities	1,320,636		(217)	0.02%	(15)	0.00%	-	-	1,320,404
Closed-Ended Funds*	554,118		-	-	-	-	-	-	554,118
Collective Investment Schemes*	407,396		-	-	-	-	-	-	407,396
Total	2,282,150		(217)	0.02%	(15)	0.00%	-	-	2,281,918

Capital events amount of £752 (2023: £nil) is excluded from the total sales as there were no direct transaction costs charged in these transactions.

Summary of direct transaction costs

The following represents the total of each type of transaction cost, expressed as a percentage of the Fund's average net asset value in the year:

2024	£	% of average net asset value
Commission	1,755	0.02%
Taxes	2,481	0.02%

2023	£	% of average net asset value
Commission	1,009	0.01%
Taxes	1,046	0.01%
Financial transaction tax	574	0.01%

b Average portfolio dealing spread

The average portfolio dealing spread is calculated as the difference between the bid and offer value of the portfolio as a percentage of the offer value.

The average portfolio dealing spread of the investments at the balance sheet date was 0.11% (2023: 0.15%).

15. Risk management policies

In pursuing the Fund's investment objective, as set out in the Prospectus, the following are accepted by the Manager as being the main risks from the Fund's holding of financial instruments, either directly or indirectly through its underlying holdings. These are presented with the Manager's policy for managing these risks. To ensure these risks are consistently and effectively managed these are continually reviewed by the risk committee, a body appointed by the Manager, which sets the risk appetite and ensures continued compliance with the management of all known risks.

a Market risk

Market risk is the risk that the value of the Fund's financial instruments will fluctuate as a result of changes in market prices and comprise three elements: other price risk, currency risk, and interest rate risk.

* No direct transaction costs were incurred in these transactions.

Notes to the financial statements (continued)

for the year ended 15 July 2024

15. Risk management policies (continued)

a Market risk (continued)

(i) Other price risk (continued)

The Fund's exposure to price risk comprises mainly of movements in the value of investment positions in the face of price movements.

The main elements of the portfolio of investments exposed to this risk are equities, collective investment schemes, closed-ended funds and exchange traded commodities.

This risk is generally regarded as consisting of two elements: stock specific risk and market risk. Through these two factors, the Fund is exposed to price fluctuations, which are monitored by the Manager in pursuance of the investment objective and policy.

Adhering to investment guidelines and avoiding excessive exposure to one particular issuer can limit stock specific risk. Subject to compliance with the investment objective of the Fund, spreading exposure in the portfolio of investments both globally and across sectors or geography can mitigate market risk.

At 15 July 2024, if the price of the investments held by the Fund increased or decreased by 5%, with all other variables remaining constant, then the net assets attributable to unitholders of the Fund would increase or decrease by approximately £601,914 (2023: £501,443).

(ii) Currency risk

Currency risk is the risk that the value of investments or future cash flows will fluctuate as a result of exchange rate movements. Investment in overseas securities or holdings of foreign currency cash will provide direct exposure to currency risk as a consequence of the movement in foreign exchange rates against sterling. Investments in UK securities investing in overseas securities will give rise to indirect exposure to currency risk. These fluctuations can also affect the profitability of some UK companies, and thus their market prices, as sterling's relative strength or weakness can affect export prospects, the value of overseas earnings in sterling terms, and the prices of imports sold in the UK.

Forward currency contracts may be used to manage the portfolio exposure to currency movements.

The foreign currency risk profile of the Fund's financial instruments and cash holdings at the balance sheet date is as follows:

	Financial instruments and cash holdings	Net debtors and creditors	Total net foreign currency exposure
2024	£	£	£
Danish krone	145,161	-	145,161
Euro	757,883	1,427	759,310
US dollar	4,725,676	1,348	4,727,024
Total foreign currency exposure	<u>5,628,720</u>	<u>2,775</u>	<u>5,631,495</u>
2023	£	£	£
Euro	927,256	-	927,256
US dollar	2,914,874	149	2,915,023
Total foreign currency exposure	<u>3,842,130</u>	<u>149</u>	<u>3,842,279</u>

At 15 July 2024, if the value of sterling increased or decreased by 5% against all other currencies, with all other variables remaining constant, then the net assets attributable to unitholders of the Fund would increase or decrease by approximately £281,575 (2023: £192,114).

Notes to the financial statements (continued)

for the year ended 15 July 2024

15. Risk management policies (continued)

a Market risk (continued)

(iii) Interest rate risk

Interest rate risk is the risk that the value of the Fund's investments will fluctuate as a result of interest rate changes.

During the year the Fund's direct exposure to interest rates consisted of cash and bank balances. The Fund also has indirect exposure to interest rate risk as it invests in bond funds. The amount of revenue receivable from bank balances or payable on bank overdrafts will be affected by fluctuations in interest rates. In the event of a change in interest rates, there would be no material impact upon the net assets of the Fund. The Fund would not in normal market conditions hold significant cash balances and would have limited borrowing capabilities as stipulated in the COLL rules.

Derivative contracts are not used to hedge against the exposure to interest rate risk.

There is no exposure to interest bearing securities at the balance sheet date.

b Credit risk

This is the risk that one party to a financial instrument will cause a financial loss for the other party by failing to discharge an obligation. This includes counterparty risk.

The Trustee has appointed the custodian to provide custody services for the assets of the Fund. There is a counterparty risk that the custodian could cease to be in a position to provide custody services to the Fund. The Fund's investments (excluding cash) are ring fenced hence the risk is considered to be negligible.

The Fund holds cash and cash deposits with financial institutions which potentially exposes the Fund to counterparty risk. The credit rating of the financial institution is taken into account so as to minimise the risk to the Fund of default.

Holdings in collective investment schemes are subject to direct credit risk. The exposure to pooled investment vehicles is unrated.

c Liquidity risk

A significant risk is the cancellation of units which investors may wish to sell and that securities may have to be sold in order to fund such cancellations if insufficient cash is held at the bank to meet this obligation. If there were significant requests for the redemption of units at a time when a large proportion of the portfolio of investments were not easily tradable due to market volumes or market conditions, the ability to fund those redemptions would be impaired and it might be necessary to suspend dealings in units in the Fund.

Investments in smaller companies at times may prove illiquid, as by their nature they tend to have relatively modest traded share capital. Shifts in investor sentiment, or the announcement of new price sensitive information, can provoke significant movement in share prices, and make dealing in any quantity difficult.

The Fund may also invest in securities that are not listed or traded on any stock exchange. In such situations the Fund may not be able to immediately sell such securities.

The equity markets of emerging countries tend to be more volatile than the more developed markets of the world. Standards of disclosure and accounting regimes may not always fully comply with international criteria, and can make it difficult to establish accurate estimates of fundamental value. The dearth of accurate and meaningful information, and inefficiencies in its distribution, can leave emerging markets prone to sudden and unpredictable changes in sentiment. The resultant investment flows can trigger significant volatility in these relatively small and illiquid markets. At the same time, this lack of liquidity, together with low dealing volumes, can restrict the Manager's ability to execute substantial deals.

To reduce liquidity risk the Manager will ensure, in line with the limits stipulated within the COLL rules, a substantial portion of the Fund's assets consist of readily realisable securities. This is monitored on a monthly basis and reported to the Risk Committee together with historical outflows of the Fund.

In addition liquidity is subject to stress testing on an annual basis to assess the ability of the Fund to meet large redemptions, while still being able to adhere to its objective guidelines and the FCA investment borrowing regulations.

All of the financial liabilities are payable on demand.

Notes to the financial statements (continued)

for the year ended 15 July 2024

15. Risk management policies (continued)

d Fair value of financial assets and financial liabilities

There is no material difference between the value of the financial assets and liabilities, as shown in the balance sheet, and their fair value.

To ensure this, the fair value pricing committee is a body appointed by the Manager to analyse, review and vote on price adjustments/maintenance where no current secondary market exists and/or where there are potential liquidity issues that would affect the disposal of an asset. In addition, the committee may also consider adjustments to the Fund's price should the constituent investments be exposed to closed markets during general market volatility or instability.

Basis of valuation	Investment	Investment
	assets	liabilities
	2024	2024
	£	£
Quoted prices	10,412,094	-
Observable market data	1,626,183	-
Unobservable data*	-	-
	<u>12,038,277</u>	<u>-</u>

Basis of valuation	Investment	Investment
	assets	liabilities
	2023	2023
	£	£
Quoted prices	8,497,688	-
Observable market data	1,531,170	-
Unobservable data*	-	-
	<u>10,028,858</u>	<u>-</u>

* The following security is valued in the portfolio of investments using a valuation technique:

Genagro: The fair value pricing committee determined that it is appropriate to include the security in the portfolio of investments with no value as the security is in liquidation, with little prospect of a distribution to unitholders.

Unobservable data

Unobservable data has been used only where relevant observable market data is not available. Where there was no reputable price source for an investment, the Manager has assessed information available from internal and external sources in order to arrive at an estimated fair value. The fair value is established by using measures of value such as the price of recent transactions, earnings multiple and net assets. The Manager of the Fund also makes judgements and estimates based on their knowledge of recent investment performance, historical experience and other the assumptions used are under continuous review by the Manager with particular attention paid to the carrying value of the investments.

Notes to the financial statements (continued)

for the year ended 15 July 2024

15. Risk management policies (continued)

e Assets subject to special arrangements arising from their illiquid nature

The following assets held in the portfolio of investments are subject to special arrangements arising from their illiquid nature:

	2024	2023
	% of the total net asset value	% of the total net asset value
Genagro	0.00%	0.00%
Total	<u>0.00%</u>	<u>0.00%</u>

f Derivatives

The Fund may employ derivatives with the aim of reducing the Fund's risk profile, reducing costs or generating additional capital or revenue, in accordance with Efficient Portfolio Management.

The Manager monitors that any exposure is covered globally to ensure adequate cover is available to meet the Fund's total exposure, taking into account the value of the underlying investments, any reasonably foreseeable market movement, counterparty risk, and the time available to liquidate any positions.

For certain derivative transactions cash margins may be required to be paid to the brokers with whom the trades were executed and settled. These balances are subject to daily reconciliations and are held by the broker in segregated cash accounts that are afforded client money protection.

During the year there were no derivative transactions.

(i) Counterparties

Transactions in securities give rise to exposure to the risk that the counterparties may not be able to fulfil their responsibility by completing their side of the transaction. This risk is mitigated by the Fund using a range of brokers for security transactions, thereby diversifying the risk of exposure to any one broker. In addition the Fund will only transact with brokers who are subject to frequent reviews with whom transaction limits are set.

The Fund may transact in derivative contracts which potentially exposes the Fund to counterparty risk from the counterparty not settling their side of the contract. Transactions involving derivatives are entered into only with investment banks and brokers with appropriate and approved credit rating, which are regularly monitored. Forward currency transactions are only undertaken with the custodians appointed by the Trustee.

At the balance sheet date, there are no securities in the portfolio of investments subject to a repurchase agreement.

(ii) Leverage

The leverage is calculated as the sum of the net asset value and the incremental exposure generated through the use of derivatives (calculated in accordance with the commitment approach) divided by the net asset value.

There have been no leveraging arrangements in the year.

(iii) Global exposure

Global exposure is a measure designed to limit the leverage generated by a fund through the use of financial derivative instruments, including derivatives with embedded assets.

At the balance sheet date there is no global exposure to derivatives.

There have been no collateral arrangements in the year.

Distribution table

for the year ended 15 July 2024

Interim distribution in pence per unit

Group 1 - Units purchased before 16 July 2023

Group 2 - Units purchased 16 July 2023 to 15 January 2024

	Net revenue	Equalisation	Total distribution 15 March 2024	Total distribution 15 March 2023
Income				
Group 1	1.072	-	1.072	1.497
Group 2	1.072	-	1.072	1.497

Final distribution in pence per unit

Group 1 - Units purchased before 16 January 2024

Group 2 - Units purchased 16 January 2024 to 15 July 2024

	Net revenue	Equalisation	Total distribution 15 September 2024	Total distribution 15 September 2023
Income				
Group 1	1.374	-	1.374	1.975
Group 2	0.831	0.543	1.374	1.975

Equalisation

Equalisation applies only to group 2 units. It is the average amount of revenue included in the purchase price of group 2 units and is refunded to holders of these units as a return of capital. Being capital it is not liable to income tax in the hands of the unitholders but must be deducted from the cost of units for capital gains tax purposes.

Remuneration

Remuneration code disclosure

The remuneration committee is responsible for setting the remuneration policy for all partners, directors and employees within Evelyn Partners Group Limited ('the Group'), including individuals designated as Material Risk Takers (MRTs) under the Remuneration Code. The remuneration policy is designed to be compliant with the Code and provides a framework to attract, retain, motivate and reward partners, directors and employees. The overall policy is designed to promote the long-term success of the group and to support prudent risk management, with particular attention to conduct risk.

Remuneration committee

The remuneration committee report contained in the Group Report and Financial Statements for the year ended 31 December 2023 includes details on the remuneration policy. The remuneration committee comprises five non-executive directors¹ and is governed by formal terms of reference, which are reviewed and agreed by the board. The committee met eight times during 2023.

Remuneration policy

The main principles of the remuneration policy are:

- to align remuneration with the strategy and performance of the business;
- to ensure that remuneration is set at an appropriate and competitive level taking into account market rates and practices;
- to foster and support conduct and behaviours which are in line with our culture and values;
- to maintain a sound risk management framework;
- to ensure that the ratio between fixed and variable remuneration is appropriate and does not encourage excessive risk taking;
- to comply with all relevant regulatory requirements; and
- to align incentive plans with the business strategy and shareholder interests.

The policy is designed to reward partners, directors and employees for delivery of both financial and non-financial objectives which are set in line with company strategy. As part of a "balanced scorecard" approach to variable remuneration non-financial criteria including, but not limited to, compliance and risk issues, client management, supervision, leadership and teamwork are considered alongside financial performance.

Remuneration systems

The committee reviews all partners' and directors' fixed and variable remuneration. In addition, it approves hurdles and awards in respect of equity incentive plans, namely a Deferred Option Plan, Equity Matching Plan, Matching Share Plan, Executive Long Term Incentive Plan and an Investment Management Long Term Incentive Plan.

The remuneration of partners is made up of a fixed profit share, discretionary bonus profit share and non-discretionary bonus profit share. The remuneration of employees typically comprises of a salary with benefits including pension contribution, life assurance, permanent health insurance, private medical insurance, SAYE scheme and a discretionary bonus scheme. Partners, directors and associate directors are also eligible to participate, at the invitation of the committee, in the equity incentive plans described above.

When setting variable remuneration for the executive directors, the committee considers overall business profit for the group and divisions, achievement of both financial and non-financial objectives (including adherence to the principles of treating customers fairly, conduct risk, compliance and regulatory rules), personal performance and any other relevant policy of the board in respect of the year ended 31 December 2023. The committee agrees the individual allocation of variable remuneration and the proportion of that variable remuneration to be awarded as restricted shares.

¹ Please note that the data provided for the independent non-executive directors is as at 31 December 2023. The data provided is for independent non-executive directors only.

Remuneration (continued)

Aggregate quantitative information

The total amount of remuneration paid by Evelyn Partners Fund Solutions Limited ('EPFL') is nil as EPFL has no employees. However, a number of employees have remuneration costs recharged to EPFL and the annualised remuneration for these 72 employees is £3.51 million of which £3.23 million is fixed remuneration. This is based on the salary and benefits for those identified as working in EPFL as at 31 December 2023. Any variable remuneration is awarded for the year ended 31 December 2023. This information excludes any senior management or other Material Risk Takers (MRTs) whose remuneration information is detailed below.

Evelyn Partners Group Limited reviews its MRTs at least annually. These individuals are employed by and provide services to other companies in the Group. It is difficult to apportion remuneration for these individuals in respect of their duties to EPFL. For this reason, the aggregate total remuneration awarded for the year 31 December 2023 for senior management and other MRTs detailed below has not been apportioned.

Table to show the aggregate remuneration split by Senior Management and other MRTs for EPFL		For the period 1 January 2023 to 31 December 2023			
	Fixed	Variable Cash	Variable Equity	Total	No. MRTs
	£'000	£'000	£'000	£'000	
Senior Management	3,518	1,662	-	5,180	18
Other MRTs	919	848	-	1,767	5
Total	4,437	2,510	-	6,947	23

Investment Manager

The Manager delegates the management of the Fund's portfolio of assets to Evelyn Partners Investment Management LLP ('EPIM') and pays to EPIM, out of the annual management charge, a monthly fee calculated on the total value of the portfolio of investments at each valuation point. EPIM are compliant with the Capital Requirements Directive regarding remuneration and therefore EPIM staff are covered by remuneration regulatory requirements.

Further information

Distributions and reporting dates

Where net revenue is available it will be distributed semi-annually on 15 September (final) and 15 March (interim). In the event of a distribution, unitholders will receive a tax voucher.

XD dates:	16 July	final
	16 January	interim
Reporting dates:	15 July	annual
	15 January	interim

Buying and selling units

The property of the Fund is valued at 12pm on each business day, with the exception of any bank holidays in England and Wales or the last business day prior to those days annually, where the valuation may be carried out at a time agreed in advance between the Manager and the Trustee and the price of units are calculated as at that time. Unit dealing is on a forward basis i.e. investors can buy and sell units at the next valuation point following receipt of the order.

Prices of units and the estimated yield of the Fund are published on the following website: www.trustnet.com or may be obtained by calling 0141 222 1151.

Benchmark

Unitholders may compare the performance of the Trust against the MSCI PIMFA Private Investor Growth Index. The Manager has selected this comparator benchmark as it believes this benchmark best reflects the Trust's asset allocation.

The benchmark is not a target for the Trust, nor is the Trust constrained by the benchmark.

Appointments

Manager and Registered office

Evelyn Partners Fund Solutions Limited

45 Gresham Street

London EC2V 7BG

Telephone 0207 131 4000

Authorised and regulated by the Financial Conduct Authority

Administrator and Registrar

Evelyn Partners Fund Solutions Limited

177 Bothwell Street

Glasgow G2 7ER

Telephone 0141 222 1151 (Registration)

0141 222 1150 (Dealing)

Authorised and regulated by the Financial Conduct Authority

Directors of the Manager

Andrew Baddeley

Brian McLean

Mayank Prakash

Neil Coxhead

Independent Non-Executive Directors of the Manager

Dean Buckley

Linda Robinson

Victoria Muir

Sally Macdonald

Non-Executive Directors of the Manager

Guy Swarbreck - appointed 21 August 2023

Investment Manager

Evelyn Partners Investment Management LLP

45 Gresham Street

London EC2V 7BG

Authorised and regulated by the Financial Conduct Authority

Trustee

NatWest Trustee and Depositary Services Limited

House A, Floor 0

Gogarburn

175 Glasgow Road

Edinburgh EH12 1HQ

Authorised and regulated by the Financial Conduct Authority

Auditor

Johnston Carmichael LLP

Bishop's Court

29 Albyn Place

Aberdeen AB10 1YL