


Key Investor Information



This document provides you with key investor information about this Fund. It is not marketing material. The information is required by law to help you understand the nature and the risks of investing in this Fund. You are advised to read it so you can make an informed decision about whether to invest.

KES Growth Fund A

This Fund is managed by Thesis Unit Trust Management Limited ISIN (Accumulation): GB0003027512 ISIN (Income): GB0003027405

Objectives and Investment Policy

The objective of the Scheme is to achieve long term capital growth.

Investment may be made in a global portfolio of equities, as well as fixed income securities, collective investment schemes, cash in sterling or other currencies (in the form of deposits) and money market instruments. Investment may be made in any and all economic sectors, although under normal market conditions there will be an emphasis on the UK. The weightings in each particular asset class will reflect market conditions.


The Scheme uses the Investment Association Flexible Investment peer group for performance comparison purposes.

The peer group has been selected as a comparator for performance because the constituents are representative of the areas in which the Scheme itself is likely to invest, and it is therefore an appropriate comparator for the Scheme's performance.

The base currency of the Fund is pounds sterling.

Income arising from the Fund is distributed to the holders of income units, and reinvested in the case of accumulation units. Investors can buy and sell units on demand when the scheme prices daily at 12 midday.

Risk and Reward Profile



The risk rating of the Fund is category 4 due to the volatility of the Fund price which sits in a range of between 5% and 10%. The risk rating is calculated using historical data and a prescribed standard deviation methodology.

- This indicator is based on historical data and may not be a reliable indication of the future risk profile of the Fund.
- The risk and reward category shown is not guaranteed to remain unchanged and may shift over time.
- The lowest category does not mean 'risk free'.
- This indicator is not a measure of the risk that you may lose the amount you have invested.

The following risks are material in addition to the risks captured by the indicator above:

- The price of units/shares and any income from them may fall as well as rise and investors may not get back the full amount invested. Past performance is not a guide to future performance. There is no assurance that the investment objective of the Fund will actually be achieved.
- Where investments are in the shares of companies (equities), the value of those equities may fluctuate, sometimes dramatically, in response to the activities and results of individual companies or because of general market and economic conditions or other events.
- Where investments in the Fund are in currencies other than your own, changes in exchange rates may affect the value of your investments.
- Significant exposure to a particular industrial sector or geographical region puts the fund at risk of a localised event making a significant impact on the value of the Fund.
- More political, economic or structural challenges face emerging markets or less developed countries than developed countries which may increase volatility and uncertainty.

All the risks currently identified as being applicable to the Fund are set out in the 'Risk' section of the Prospectus.

Charges for this Fund

The charges you pay are used to pay the costs of running the Fund, including the costs of marketing and distributing it. These charges reduce the potential growth of your investment.

| One-off charges taken before or after you invest | |
|---|-------|
| Entry Charge | 7.50% |
| Exit Charge | None |
| This is the maximum that might be taken out of your money before it is invested or before the proceeds of your investments are paid out | |
| Ongoing charges | 1.34% |
| Charges taken from the Fund under certain specific conditions | |
| Performance fee | None |

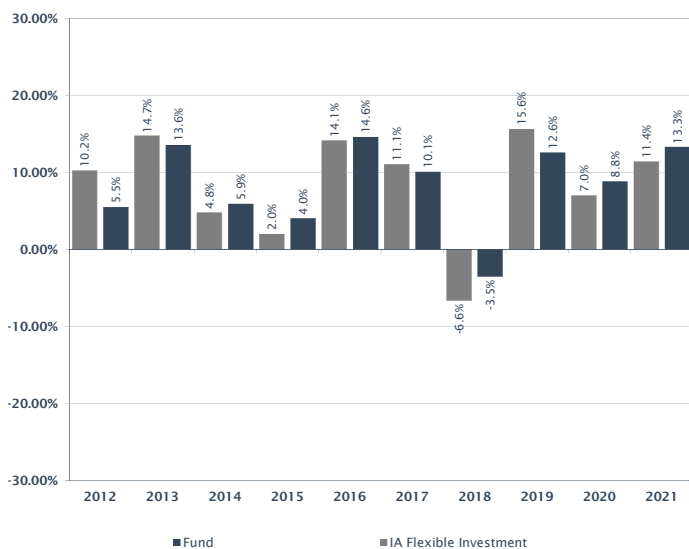
The entry and exit charges shown are maximum figures. In some cases you might pay less - you can find this out from your financial adviser.

The ongoing charge is based on last year's expenses for the year ending 31st December 2021. This figure may vary from year to year. It excludes:

- Portfolio transaction costs, except in the case of an entry/exit charge paid by the Fund when buying or selling units/shares in another collective investment scheme.

For more information about charges, please see section headed 'Charges and Expenses of the Scheme' of the Fund's Prospectus, which is available on request via email to thesisut@tutman.co.uk

Past Performance



Performance source: Morningstar Direct

(a) The Fund launched in 1998

(b) The bar chart shows the calendar year returns for the last 10 full calendar years. If a column is blank, there is insufficient performance data to provide a complete calendar year of performance

(c) Past performance has been calculated in pounds sterling

(d) Performance will be calculated as Total Return, including all charges levied against the Fund

(e) Past performance has limited value as a guide to future performance

(f) Investments may go down as well as up

Practical Information

The trustee of the fund is NatWest Trustee and Depositary Services Limited. The trustee has delegated the function of custodian to The Northern Trust Company.

Please email thesisut@tutman.co.uk if you require, or have any queries in relation to, the Fund price, Report and Accounts or Prospectus. All documentation relating to the Fund is available in English and is free of charge. The most recent prices will appear daily on the Trustnet website at www.trustnet.com and can also be obtained by telephone on 01483 783900. The annual Report and Accounts will be made available annually on the 31st October.

UK tax legislation may have an impact on the personal tax position of investors.

The information in this document relates to a single class of the KES Growth Fund, the KES Growth Fund A Income unit class. This document also represents the Accumulation unit class.

Thesis Unit Trust Management Limited may be held liable solely on the basis of any statement contained in this document that is misleading, inaccurate or inconsistent with the relevant part of the Prospectus for the Fund.

Information on the current remuneration policy, including a description of how remuneration and benefits are calculated and the identity of the remuneration committee members, is available on our website at www.tutman.co.uk and a copy can be obtained, free of charge, on request.

This Fund is authorised in the United Kingdom and regulated by the Financial Conduct Authority.

Thesis Unit Trust Management Limited is authorised in the United Kingdom and regulated by the Financial Conduct Authority.

This Key Investor Information is accurate as at 22nd June 2022.

www.tutman.co.uk

Tutman is a trading style of Thesis Unit Trust Management Limited and Tutman LLP. Thesis Unit Trust Management Limited is registered in England and Wales, number 03508646 and Tutman LLP is registered in England and Wales, number OC369415. Both entities are authorised and regulated by the Financial Conduct Authority and have their registered office at Exchange Building, St John's Street, Chichester PO19 1UP.