


# Key Investor Information



This document provides you with key investor information about this Fund. It is not marketing material. The information is required by law to help you understand the nature and the risks of investing in this Fund. You are advised to read it so you can make an informed decision about whether to invest.

## TM Redwheel UK Equity Income Fund Class S

A sub Fund of the TM Redwheel Funds

This Fund is managed by Thesis Unit Trust Management Limited ISIN (Accumulation): GB00BG342B59 ISIN (Income): GB00BG342C66

### Objectives and Investment Policy

The Fund aims to deliver a dividend yield in excess of the FTSE All Share Index, whilst providing long term capital growth.

The Fund invests at least 80% of its assets in a concentrated range of equities issued by UK companies and equity related securities received through corporate action such as preference shares and rights. These are companies that are incorporated, headquartered or have their principal business activities in the UK. The Fund typically holds investments in 25-45 companies.

The Fund focuses on companies that have certain 'value' characteristics. Value is assessed by looking at indicators such as cash flows, dividends and earnings to identify securities which the Investment Manager believes have been undervalued by the market.

The Fund may also invest in other global equities and equity related securities, global collective investment schemes, UK collective investment schemes (including those managed or operated by the ACD), fixed income securities, warrants and money market instruments and hold cash.


The Fund may use derivatives for Efficient Portfolio Management purposes.

The target of the Fund is to deliver a dividend yield in excess of the FTSE All Share Index, as set out in the Investment Objective above. Therefore the index is a target for the yield. The benchmark can also be used for performance comparison because the constituents are representative of the areas in which the Company itself is likely to invest.

The base currency of the Fund is pounds sterling.

Income arising from the Fund is distributed to the holders of income shares, and reinvested in the case of accumulation shares. Investors can buy and sell shares on demand when the scheme prices daily at 12 midday.

### Risk and Reward Profile



The risk rating of the Fund is category 6 due to the volatility of simulated data which sits in a range of between 15% and 25%. The risk rating is calculated using historical data and a prescribed standard deviation methodology. The simulated data used is consistent with risk limits of the Fund.

- This indicator is based on historical data and may not be a reliable indication of the future risk profile of the Fund.
- The risk and reward category shown is not guaranteed to remain unchanged and may shift over time.
- The lowest category does not mean 'risk free'.
- This indicator is not a measure of the risk that you may lose the amount you have invested.

The following risks are material in addition to the risks captured by the indicator above:

- The price of units/shares and any income from them may fall as well as rise and investors may not get back the full amount invested. Past performance is not a guide to future performance. There is no assurance that the investment objective of the Fund will actually be achieved.
- Significant exposure to a particular industrial sector or geographical region puts the fund at risk of a localised event making a significant impact on the value of the Fund.
- Where investments are in the shares of companies (equities), the value of those equities may fluctuate, sometimes dramatically, in response to the activities and results of individual companies or because of general market and economic conditions or other events.
- The funds target income is not guaranteed, and the actual income may rise and fall in line with market movements
- Where derivative investments in the Fund may include a counterparty, there is a risk that the counterparty will not fulfil their obligation.
- This Fund is allowed to use derivatives to achieve its objective. Derivatives can cause a Fund to become leveraged. Leverage occurs when exposure to an area invested in is greater than its amount invested, resulting in the Fund being exposed to a potentially greater loss than the initial investment.
- The Fund may use derivatives to reduce costs, overall risk and/or generate additional capital or income. This is known as Efficient Portfolio Management (EPM). When used for EPM purposes, there should not be an increase in the overall risk level of the Fund.

All the risks currently identified as being applicable to the Fund are set out in the 'Risk' section of the Prospectus.

## Charges for this Fund

The charges you pay are used to pay the costs of running the Fund, including the costs of marketing and distributing it. These charges reduce the potential growth of your investment.

One-off charges taken before or after you invest	
Entry Charge	5.00%
Exit Charge	None
This is the maximum that might be taken out of your money before it is invested or before the proceeds of your investments are paid out	
Ongoing charges	0.68%
Charges taken from the Fund under certain specific conditions	
Performance fee	None

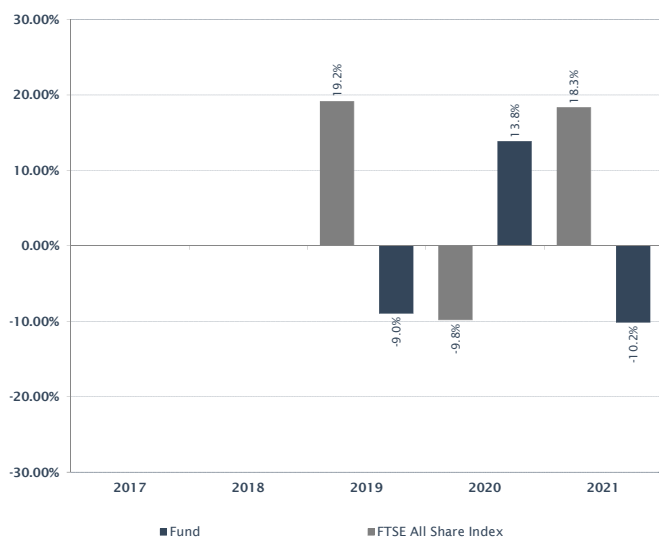
The entry and exit charges shown are maximum figures. In some cases you might pay less - you can find this out from your financial adviser.

The ongoing charge is based on last year's expenses for the year ending 30th September 2021. This figure may vary from year to year. It excludes:

- Portfolio transaction costs, except in the case of an entry/exit charge paid by the Fund when buying or selling units/shares in another collective investment scheme.

For more information about charges, please see section headed "Fees and Expenses" of the Fund's Prospectus, which is available on request via email to [thesisut@tutman.co.uk](mailto:thesisut@tutman.co.uk)

## Past Performance



Performance source: Morningstar Direct

- The Fund launched in 2018
- The bar chart shows the calendar year returns for the last 3 full calendar years. If a column is blank, there is insufficient performance data to provide a complete calendar year of performance
- Past performance has been calculated in pounds sterling
- Performance will be calculated as Total Return, including all charges levied against the Fund
- Past performance has limited value as a guide to future performance
- Investments may go down as well as up

## Practical Information

The depositary of the Fund is Northern Trust Investor Services Limited. The depositary has delegated the function of custodian to The Northern Trust Company.

Please email [thesisut@tutman.co.uk](mailto:thesisut@tutman.co.uk) if you require, or have any queries in relation to, the Fund price, Report and Accounts or Prospectus. All documentation relating to the Fund is available in English and is free of charge. The most recent prices will appear daily on the Trustnet website at [www.trustnet.com](http://www.trustnet.com) and can also be obtained by telephone on 01483 783900. The annual Report and Accounts will be made available annually on the 31st July.

UK tax legislation may have an impact on the personal tax position of investors.

The information in this document relates to a single class of the TM Redwheel UK Equity Income Fund, the TM Redwheel UK Equity Income Fund Class S Accumulation share class. This document also represents the Income share class.

Thesis Unit Trust Management Limited may be held liable solely on the basis of any statement contained in this document that is misleading, inaccurate or inconsistent with the relevant part of the Prospectus for the Fund.

It is possible for you to switch your entitlement between sub-Funds of the TM Redwheel Funds. You can obtain more information about switching by emailing [thesisut@tutman.co.uk](mailto:thesisut@tutman.co.uk). You should be aware that an exchange of shares for shares (of whatever class) in another sub-Fund is treated as a redemption and sale and is a disposal for Capital Gains Tax purposes. The Prospectus and Report and Accounts are prepared for the TM Redwheel Funds in its entirety.

The assets of the TM Redwheel UK Equity Income Fund are segregated from other sub-Funds and can only be used to meet the liabilities of the TM Redwheel UK Equity Income Fund and not of any other sub-Fund.

Information on the current remuneration policy, including a description of how remuneration and benefits are calculated and the identity of the remuneration committee members, is available on our website at [www.tutman.co.uk](http://www.tutman.co.uk) and a copy can be obtained, free of charge, on request.

This Fund is authorised in the United Kingdom and regulated by the Financial Conduct Authority.

Thesis Unit Trust Management Limited is authorised in the United Kingdom and regulated by the Financial Conduct Authority.

This Key Investor Information is accurate as at 18th February 2022.

[www.tutman.co.uk](http://www.tutman.co.uk)

Tutman is a trading style of Thesis Unit Trust Management Limited and Tutman LLP. Thesis Unit Trust Management Limited is registered in England and Wales, number 03508646 and Tutman LLP is registered in England and Wales, number OC369415. Both entities are authorised and regulated by the Financial Conduct Authority and have their registered office at Exchange Building, St John's Street, Chichester PO19 1UP.