



investment architecture

TM UBS (UK) - INCOME FOCUS FUND

Assessment of Value Report

For the year ended

31 March 2025

Thesis Unit Trust Management Limited is authorised and regulated by the Financial Conduct Authority.

[tutman.co.uk](https://www.tutman.co.uk)

Fund Information

Fund objective: To generate income from a portfolio of investments over the longer term (5 year rolling period).

Fund size: £215,286,105

Performance Comparator: UBS (UK) Income Focus COMPOSITE

Assessment of Value

The Board of the Authorised Fund Manager (AFM) is required to perform an annual Assessment of Value for each share class within the fund and to report its findings to investors.

The Assessment of Value places a responsibility on the AFM to determine whether the fees and charges of the fund are justified in the context of the overall service and value provided to investors.

Following the introduction of the Assessment of Value requirement in 2019, we appointed two independent non-executive directors with a particular remit to oversee and challenge the Assessment of Value process conducted in relation to the fund.

In this Assessment of Value report, we have used a traffic light system whereby:



The fund has delivered value to investors



The fund has delivered some value to investors but action may be needed to improve value delivery



The fund has not delivered value to investors and action is needed before value will be delivered

Independent AFM model - terminology

The AFM has the regulatory responsibility for all aspects of the fund operations including the actions of its delegates. Its role requires a focus on good investor outcomes, investor protection, oversight, compliance and general regulatory matters.

The Investment Manager is appointed by the AFM and has the full discretion to manage the assets of the portfolio in accordance with the fund's objective and investment policy. The Investment Manager is the entity which delivers out- or under-performance on behalf of investors. It is the entity which in turn receives the greatest share of the Annual Management Charge.

The Investment Manager and the AFM can be part of the same organisation or separate. When they are separate the fund can be described as having an Independent AFM which is the case with the TM UBS (UK) - INCOME FOCUS FUND

Background to our firm - Independent AFM

Thesis Unit Trust Management Limited is a specialist provider of independent AFM services. Our approach to delivering good outcomes for investors in our funds, from the initial design phase and throughout the fund life cycle, is based upon having the right blend of experience, culture and governance.

We choose to work with a variety of service providers (fund accountants, depositaries, transfer agents and auditors) and provide independent, bespoke and flexible solutions. By outsourcing day-to-day activity to specialist providers our teams can focus on investor outcomes, risk management, oversight, product governance and regulatory change.

We delegate fund servicing to a panel of reputable institutions. Consequently, we have an informed view of this part of the supply chain. We benchmark those fund servicers against a range of criteria including service and cost. We build close relationships with our delegates at all levels within our respective organisations allowing for effective escalation when appropriate and always with the best interests of investors in mind. We are also able to change a service provider with relative ease as and when required to improve quality of service, reduce cost or for other strategic or operational reasons.

We delegate investment management to a wide range of firms who utilise different strategies and investment techniques. As such we have a broad and informed view of the investment management marketplace and independently benchmark across a range of criteria including service, performance and costs. Coming from a fund management background we have qualified investment managers and research analysts within our AFM business who have the experience to monitor fund performance and challenge third party investment managers on behalf of investors in the funds.

Overall Assessment of Value

Following our assessment, the board of Thesis Unit Trust Management Limited has concluded its assessment of value for each share class as follows:

	Independent AFM service and costs	Serviceprovider service & costs	Investment manager service & costs	Quality of service	Performance	Costs	Economies of Scale	Comparable market rates	Comparable services	Classes of shares	Overall
TM UBS (UK) Income Focus C GBP Acc	●	●	●	●	●	●	●	●	●	●	●
TM UBS (UK) Income Focus C GBP Inc	●	●	●	●	●	●	●	●	●	●	●
TM UBS (UK) Income Focus F GBP Acc	●	●	●	●	●	●	●	●	●	●	●
TM UBS (UK) Income Focus F GBP Inc	●	●	●	●	●	●	●	●	●	●	●



Independent AFM - service and costs

In assessing the quality and cost of our independent AFM service we have concluded that we have delivered a service that meets the requirements of investors in the fund, and the fund sponsor, and which has delivered value.

Examples of the criteria that we considered included the operation and compliance of the fund (including the number of errors and investor complaints), the results from the depositary's inspection and audit of our AFM arrangements, and other factors such as the implementation of regulatory change at no cost to investors.

We judge whether our AFM fee is competitive and can be justified based on feedback from independent consultants, our clients who select us and when existing funds move to us from our competitors. Our fees are tiered thereby providing economies of scale for investors as the fund value increases.



Service provider and costs

Having separately assessed the quality and cost of the outsourced fund service providers we have concluded that services have met the requirements expected and delivered value to investors.

Examples of the criteria that we considered included Key Performance Indicators in the key areas including pricing, delivery of statements, delivery of report and accounts, and investor complaints.

We have assessed that the service providers' fees are competitive and provide value to investors by benchmarking against the other service providers on our panel. The majority of fees are tiered thereby providing a mechanism for economies of scale as the fund value increases.

Investment manager services and costs

It is our judgement that the experience of investors in the fund and an assessment of whether the fund has delivered value is most directly impacted by the services, performance and costs that are attributable to the Investment Manager.

Further details of our value assessment, with a particular focus on the Investment Manager, is shown below:



Quality of service

The range and quality of service delivered by the Investment Manager including the experience of the team, track record, quality of relationship with our AFM team, and the results from our governance and oversight arrangements.

We monitor the Investment Manager on a daily basis, and maintain frequent contact with them on a range of aspects of their work including adherence with the investment mandate and policy, liquidity management, and fair value pricing as well as regulatory compliance. We have more formal contact quarterly and further periodic reviews on a thematic basis.

We are satisfied that the Investment Manager continues to meet our requirements and provide a good quality of service.



Costs

Whether the charges are reasonable compared with the costs of providing the service (considering factors such as the size of the Investment Manager, its balance sheet strength and profit margins).

At a fund size of £215,286,105 we are satisfied that the costs charged to the fund are reasonable given its size and a holistic assessment of the benefits that accrue to its investors.



Economies of Scale

Some of the parties to the fund have set fees on a tiered basis, at levels appropriate to the size of the fund, and from which the fund benefits



Comparable services

The Investment Managers' charges for comparable services to other investors are in line with the charges borne by this fund.

Performance



Whether the fund has provided good performance, net of fees, in relation to its investment objective. We have considered performance against the fund's benchmark and/or appropriate peer group, compliance with investment policy, volatility and liquidity, and any evidence of closet tracking.

This fund has multiple objectives which we set out separately below:

Investment Performance

The fund is being actively managed in accordance with the investment objective and policy. Performance number/s are shown below along with that of the Comparator

Share classes in issue	One Year	Three Years	Five Years	--	--	--	--	--	--
	31/03/24 31/03/25	31/03/22 31/03/25	31/03/20 31/03/25	--	--	--	--	--	--
TM UBS (UK) Income Focus C GBP Acc	9.1%	14.1%	47.0%	--	--	--	--	--	--
TM UBS (UK) Income Focus C GBP Inc	9.1%	14.1%	47.0%	--	--	--	--	--	--
TM UBS (UK) Income Focus F GBP Acc	9.4%	14.7%	48.5%	--	--	--	--	--	--
TM UBS (UK) Income Focus F GBP Inc	9.4%	14.8%	48.5%	--	--	--	--	--	--
Performance Comparator									
UBS UK Income Focus COMPOSITE	5.0%	6.1%	33.4%	--	--	--	--	--	--



Previous Performance Comparator - updated to more appropriate measure in prospectus update of 28/03/2024

IA Mixed Investment 40-85% Shares	3.3%	8.5%	44.5%
-----------------------------------	------	------	-------

All performance numbers (incl. foreign currency share classes and indices) are Total Return and in GBP unless stated otherwise.

The fund's total return, i.e. capital and income (reinvested), betters the comparator (60% IA UK Equity Income, 25% IA £ Corp Bond and 15% IA UK Gilt sectors) over all time periods.

Whether the fund has met its income objective / target





Over the latest twelve months the distributable income from the fund has equated to an annual yield of 3.85% which we assess as meeting the income generation objective alongside the above total return numbers.



Comparable market rates

Whether the charges are comparable with similar funds in this sector of the market.

The AFM uses a peer group to compare the overall cost of this fund. The peer group has been selected for cost comparison purposes because the asset parameters (or objective in the case of absolute return funds) for its constituent funds are closely aligned to those of this fund. The peer group may include funds managed under a range of strategies. Where the peer group includes funds managed wholly or materially through investment in passive assets, these will generally have lower costs than actively managed funds, which are typically more expensive. Similarly, where the peer group includes active funds managed wholly or materially through investment in other funds, these are typically more expensive than directly invested funds. Explicit index tracking funds are removed from the peer group.

Share classes in issue	OCF	
TM UBS (UK) Income Focus C GBP Acc	1.24	
It is our assessment that the OCF of this share class is higher than the OCF of other similar funds in the market		
TM UBS (UK) Income Focus C GBP Inc	1.24	
It is our assessment that the OCF of this share class is higher than the OCF of other similar funds in the market		
TM UBS (UK) Income Focus F GBP Acc	0.99	
It is our assessment that the OCF of this share class is lower or in line with the OCF of other similar funds in the market		
TM UBS (UK) Income Focus F GBP Inc	0.99	
It is our assessment that the OCF of this share class is lower or in line with the OCF of other similar funds in the market		
Peers	Average OCF	
IA Mixed Investment 40-85% Shares	0.86	



Classes of shares

As an independent AFM we operate multiple funds. We appoint different service providers and a wide range of Investment Managers and can readily benchmark fees. Similar funds are defined as those in the same sector and of a similar size to this fund.

The OCF of the fund's share classes are differentiated by 0.25%. This difference represents the discount provided for the larger amounts required and/or the distribution channel of the F share class. We consider this differential reasonable and justifiable on the basis that larger holders increase the fund's size to achieve economies of scale, with reduced operational workload and risk, and the service level based on distribution channels.

Overall Assessment of Value

Following our assessment, the board of Thesis Unit Trust Management Limited has concluded its assessment of value for each share class as follows:

TM UBS (UK) Income Focus C GBP Acc		Delivered value to investors
TM UBS (UK) Income Focus C GBP Inc		Delivered value to investors
TM UBS (UK) Income Focus F GBP Acc		Delivered value to investors
TM UBS (UK) Income Focus F GBP Inc		Delivered value to investors