


# Non-UCITS retail scheme Key Investor Information



This document provides you with key investor information about this Fund. It is not marketing material. The information is required by law to help you understand the nature and the risks of investing in this Fund. You are advised to read it so you can make an informed decision about whether to invest.

## The Contact Fund

This Fund is managed by Thesis Unit Trust Management Limited ISIN (Accumulation): GB00BGPNVB36 ISIN (Income): GB00BGPNV919


### Objectives and Investment Policy

The Company aims to provide a combination of capital growth and income, net of fees, over 5 year rolling periods. To achieve the objective, the Company will have exposure to a global portfolio which will typically comprise at least 50% equities. The remainder of the Scheme Property will be invested in fixed income assets (which may include government and public securities), alternative asset classes and cash. The composition of the Scheme Property as between equities and other asset classes will vary within these parameters depending on the Investment Managers' assessment of market conditions as well as the economic environment. The exposure to equities may fall below 50% where equity markets are considered as over valued by the Investment Managers or other asset classes can provide a better risk adjusted return. In addition to equities, the Company may invest in other transferable securities (including warrants), money market instruments, deposits and cash or near cash investments. The Company may also invest in alternatives (i.e. gold, commodities, infrastructure, renewables, property and illiquid strategies) which will be held indirectly via permitted investments such as collective investment vehicles and permitted closed-ended investment funds. Between 50% and 100% of the Company's exposure will be gained through the use of regulated and unregulated collective investment vehicles (including permitted closed-ended investment funds) which may include those collective investment vehicles managed by the ACD or its associates or the Investment Managers or their associates. The allocation to collective investment vehicles will vary within the range of 50-100% depending on markets and to take advantage of geographical expertise available via funds. All other exposure will be attained from direct investments. Derivatives may be used for Efficient Portfolio Management, although use is expected to be limited. The investment policy of the Company may mean that at times, where it is considered appropriate, the Scheme Property of the Company will not be fully invested and that prudent levels of liquidity will be maintained in order to reduce risk and preserve capital. The Company will hold cash and cash equivalents to maintain liquidity. The ACD has appointed multiple Investment Managers with different investment styles to achieve the investment objective. Allocations to the Investment Managers are subject to change in order to meet the Company's investment objective and further details regarding the allocations are available upon request from the ACD. The Investment Managers will actively manage the Company. This means the Investment Managers will actively make decisions about how to invest the Scheme Property (and which investments to buy and sell) instead of simply following a market index.

The base currency of the Fund is pounds sterling.

Income arising from the Fund is distributed to the holders of income shares, and reinvested in the case of accumulation shares. Investors can buy and sell shares on demand when the scheme prices daily at 12 midday.

### Risk and Reward Profile



The risk rating of the Fund is category 4 due to the volatility of simulated data which sits in a range of between 5% and 10%. The risk rating is calculated using historical data and a prescribed standard deviation methodology. The simulated data used is consistent with risk limits of the Fund.

- This indicator is based on historical data and may not be a reliable indication of the future risk profile of the Fund.
- The risk and reward category shown is not guaranteed to remain unchanged and may shift over time.
- The lowest category does not mean 'risk free'.
- This indicator is not a measure of the risk that you may lose the amount you have invested.

The following risks are material in addition to the risks captured by the indicator above:

- The price of units/shares and any income from them may fall as well as rise and investors may not get back the full amount invested. Past performance is not a guide to future performance. There is no assurance that the investment objective of the Fund will actually be achieved.
- Where investments are in the shares of companies (equities), the value of those equities may fluctuate, sometimes dramatically, in response to the activities and results of individual companies or because of general market and economic conditions or other events.
- Where derivative investments in the Fund may include a counterparty, there is a risk that the counterparty will not fulfil their obligation.
- The Fund may use derivatives to reduce costs, overall risk and/or generate additional capital or income. This is known as Efficient Portfolio Management (EPM). When used for EPM purposes, there should not be an increase in the overall risk level of the Fund.
- Investment in other funds may mean that the objectives and risk profiles of those underlying funds may not (always) be fully in line with those of the Fund.

All the risks currently identified as being applicable to the Fund are set out in the 'Risk' section of the Prospectus.

## Charges for this Fund

The charges you pay are used to pay the costs of running the Fund, including the costs of marketing and distributing it. These charges reduce the potential growth of your investment.

### One-off charges taken before or after you invest

|              |       |
|--------------|-------|
| Entry Charge | 5.00% |
| Exit Charge  | None  |

This is the maximum that might be taken out of your money before it is invested or before the proceeds of your investments are paid out

|                 |       |
|-----------------|-------|
| Ongoing charges | 1.39% |
|-----------------|-------|

### Charges taken from the Fund under certain specific conditions

|                 |      |
|-----------------|------|
| Performance fee | None |
|-----------------|------|

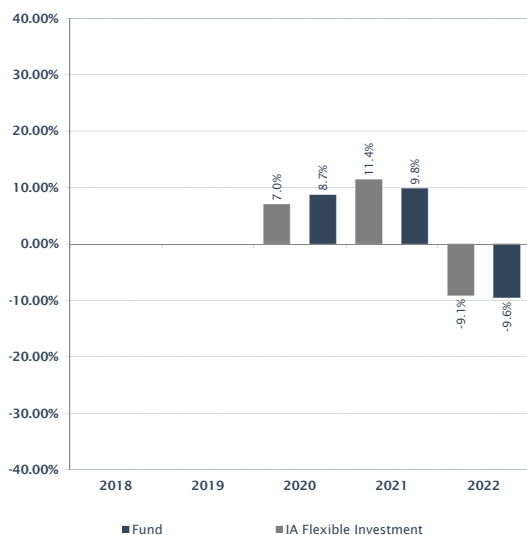
The entry and exit charges shown are maximum figures. In some cases you might pay less - you can find this out from your financial adviser.

The ongoing charge is based on last year's expenses for the year ending 30th September 2022. This figure may vary from year to year. It excludes:

- Portfolio transaction costs, except in the case of an entry/exit charge paid by the Fund when buying or selling units/shares in another collective investment scheme.

For more information about charges, please see the section headed 'Charges and Expenses' in the Fund's Prospectus, which is available on request via email to [thesisut@tutman.co.uk](mailto:thesisut@tutman.co.uk)

## Past Performance



Performance source: Morningstar Direct

(a) The Fund launched in 2019

(b) The bar chart shows the calendar year returns for the last 3 full calendar years. If a column is blank, there is insufficient performance data to provide a complete calendar year of performance

(c) Past performance has been calculated in pounds sterling

(d) Performance will be calculated as Total Return, including all charges levied against the Fund

(e) Past performance has limited value as a guide to future performance

(f) Investments may go down as well as up

## Practical Information

The depositary of the Fund is NatWest Trustee and Depositary Services Limited. The depositary has delegated the function of custodian to The Northern Trust Company.

Please email [thesisut@tutman.co.uk](mailto:thesisut@tutman.co.uk) if you require, or have any queries in relation to, the Fund price, Report and Accounts or Prospectus. All documentation relating to the Fund is available in English and is free of charge. The most recent prices will appear daily on the Trustnet website at [www.trustnet.com](http://www.trustnet.com) and can also be obtained by telephone on 01483 783900. The annual Report and Accounts will be made available annually on the 31st July.

UK tax legislation may have an impact on the personal tax position of investors.

The information in this document relates to a single class of The Contact Fund, The Contact Fund Accumulation share class. This document also represents the Income share classes. There are no other share classes available.

Information on the current remuneration policy, including a description of how remuneration and benefits are calculated and the identity of the remuneration committee members, is available on our website at [www.tutman.co.uk](http://www.tutman.co.uk) and a copy can be obtained, free of charge, on request.

This Fund is authorised in the United Kingdom and regulated by the Financial Conduct Authority.

Thesis Unit Trust Management Limited is authorised in the United Kingdom and regulated by the Financial Conduct Authority.

This Key Investor Information is accurate as at 2nd May 2023.

[www.tutman.co.uk](http://www.tutman.co.uk)

Tutman is a trading style of Thesis Unit Trust Management Limited and Tutman LLP. Thesis Unit Trust Management Limited is registered in England and Wales, number 03508646 and Tutman LLP is registered in England and Wales, number OC369415. Both entities are authorised and regulated by the Financial Conduct Authority and have their registered office at Exchange Building, St John's Street, Chichester PO19 1UP.